



# WRU Hub Programme Term Report

August 2022 – March 2023

# 2022-23 Establishments

## CARDIFF RUGBY

- 1 Eastern High
- 2 Cardiff Met University
- 3 Cardiff Rugby Inclusion Communities Officer
- 4 Cardinal Newman Catholic School
- 5 Ysgol Gyfun Gymraeg Glantaf
- 6 Cardiff High School
- 7 Ysgol Gyfun Cwm Rhondda
- 8 Ysgol Garth Olwg
- 9 Radyr Comprehensive School
- 10 The Bishop of Llandaff Church-in-Wales High School
- 11 Afon Taf High School
- 12 Ysgol Calon Cymru
- 13 Ysgol Gymraeg Bro Morgannwg
- 14 Llanishen High School
- 15 Ysgol Gyfun Gymraeg Plasmawr
- 16 Mountain Ash Comprehensive School
- 17 Cardiff Rugby Inclusion Officer
- 18 Cardiff Rugby Rhondda
- 19 Cardiff Rugby Cynon Valley
- 20 Cardiff Rugby South Powys
- 21 Cardiff Rugby Vale of Glamorgan
- 22 Cardiff West Community High School
- 23 Coleg y Cymoedd
- 24 Cantonian High School
- 25 Valleys Kids
- 26 Corpus Christi Catholic High School
- 27 Pen Y Dre
- 28 Cardiff Rugby Ponty Girls Officer

## OSPREYS

- 1 Bishopston Comprehensive School
- 2 Maesteg School
- 3 Ysgol Hendrefelin Special School
- 4 Dylan Thomas Community School
- 5 Morryston Comprehensive School
- 6 Brynteg School
- 7 St Joseph's Catholic School & Sixth Form Centre
- 8 Bryntirion Comprehensive School
- 9 NPTC Group (South Campus)
- 10 Ysgol Maesydderwen
- 11 Pencoed Comprehensive School
- 12 Ysgol Bae Baglan
- 13 Bridgend College
- 14 Ysgol Pen-y-Bryn
- 15 Pontarddulais Comprehensive School
- 16 CCYD

## DRAGONS

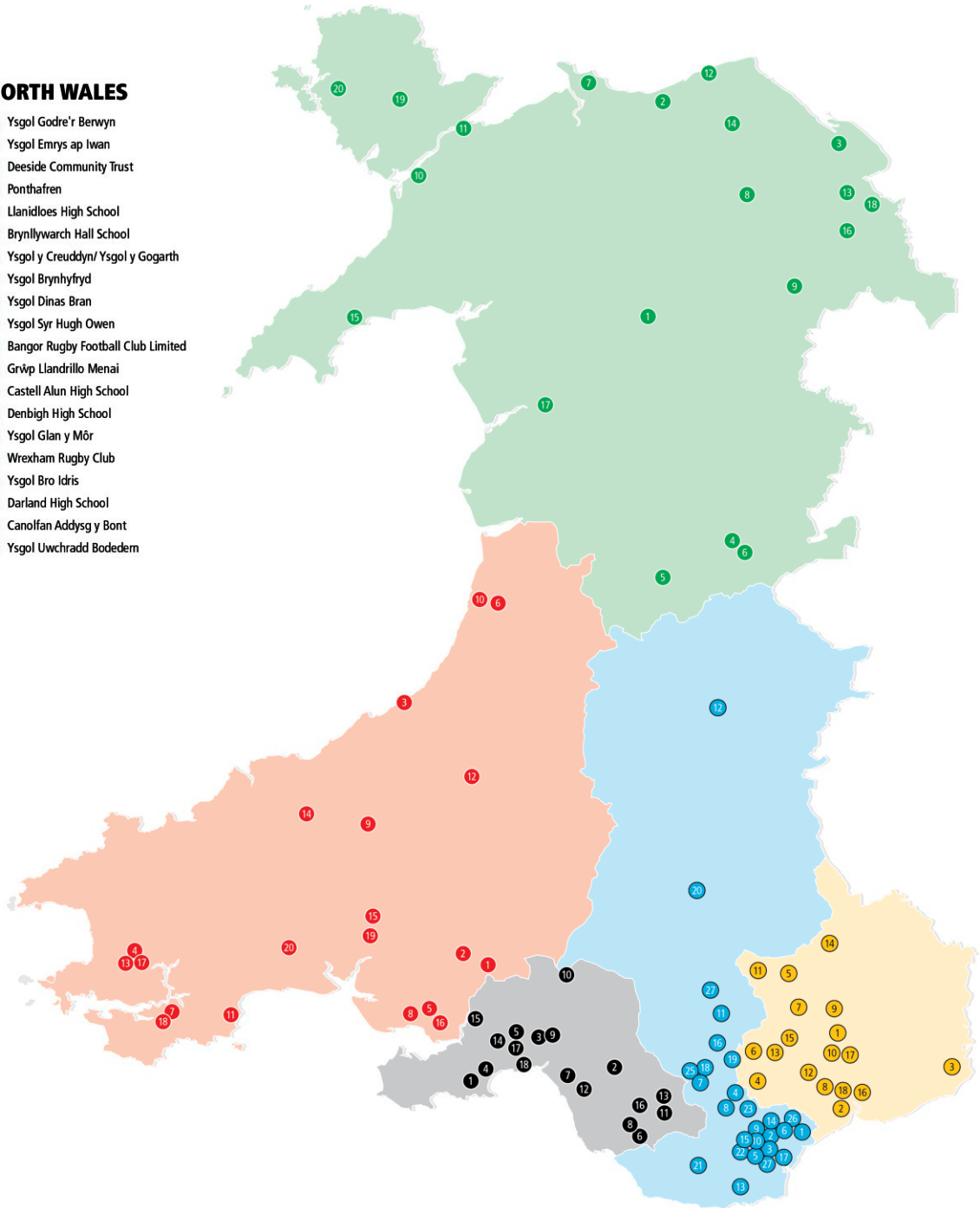
- 1 West Monmouth School
- 2 The John Frost School
- 3 Chepstow School
- 4 St Cenydd Community School
- 5 Brynmawr Foundation School
- 6 Caerphilly county borough council
- 7 Abertillery Learning Community
- 8 Bassaleg school
- 9 Abersychan School
- 10 Cwmbran High School
- 11 Tredgar Comprehensive School
- 12 Risca Community Comprehensive School
- 13 Lewis School Pengam
- 14 King Henry VIII School
- 15 Newbridge School
- 16 Newport LIVE
- 17 Croesyceiliog School
- 18 Newport High School

## SCARLETS

- 1 Ysgol Dyffryn Aman
- 2 Ysgol Maes y Gwendraeth
- 3 Ysgol Gyfun Aberaeron
- 4 Pembrokeshire College
- 5 Ysgol Heol Goffa
- 6 Aberystwyth University
- 7 Ysgol Harri Tudur
- 8 Coleg Sir Gar
- 9 Ysgol Bro Tefi
- 10 Ysgol Gyfun Penweddig
- 11 Ysgol Greenhill School
- 12 Ysgol Bro Pedr
- 13 Haverfordwest High VC school
- 14 Ysgol Gyfun Emlyn
- 15 Queen Elizabeth High School
- 16 Scarlets Llanelli East
- 17 Scarlets Llanelli West
- 18 Scarlets Pembrokeshire
- 19 Scarlets Carmarthen
- 20 Dyffryn Taf

## NORTH WALES

- 1 Ysgol Godre'r Berwyn
- 2 Ysgol Emrys ap Iwan
- 3 Deeside Community Trust
- 4 Ponthafren
- 5 Llanidloes High School
- 6 Brynlywarch Hall School
- 7 Ysgol y Creuddyn/ Ysgol y Gogarth
- 8 Ysgol Brynhyfryd
- 9 Ysgol Dinas Bran
- 10 Ysgol Syr Hugh Owen
- 11 Bangor Rugby Football Club Limited
- 12 Grŵp Llandrillo Menai
- 13 Castell Alun High School
- 14 Denbigh High School
- 15 Ysgol Glan y Môr
- 16 Wrexham Rugby Club
- 17 Ysgol Bro Idris
- 18 Darland High School
- 19 Canolfan Addysg y Bont
- 20 Ysgol Uwchradd Bodedern



# WRU HUB PROGRAMME 3.0 - KEY PERFORMANCE INDICATORS - 2022/23

PLACES



**RUGBY  
EDUCATION  
ATTAINMENT  
COHESION  
HEALTH**

PARTNERS



EVIDENCE  
THE **IMPACT** OF THE  
**HUB PROGRAMME**  
TO SHOW THE RETURN ON  
INVESTMENT, THIS IS CURRENTLY  
ESTIMATED AT **OVER £3M.**

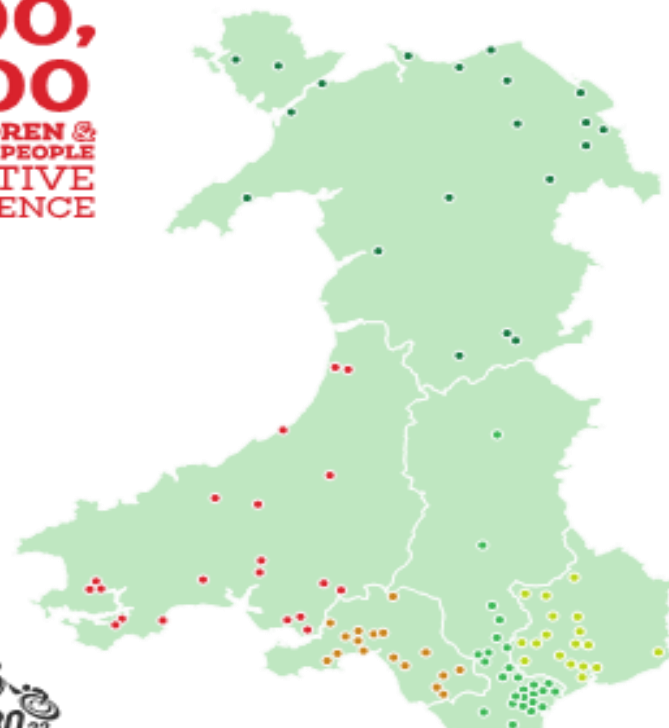
PLAYING



PEOPLE



PROMOTE

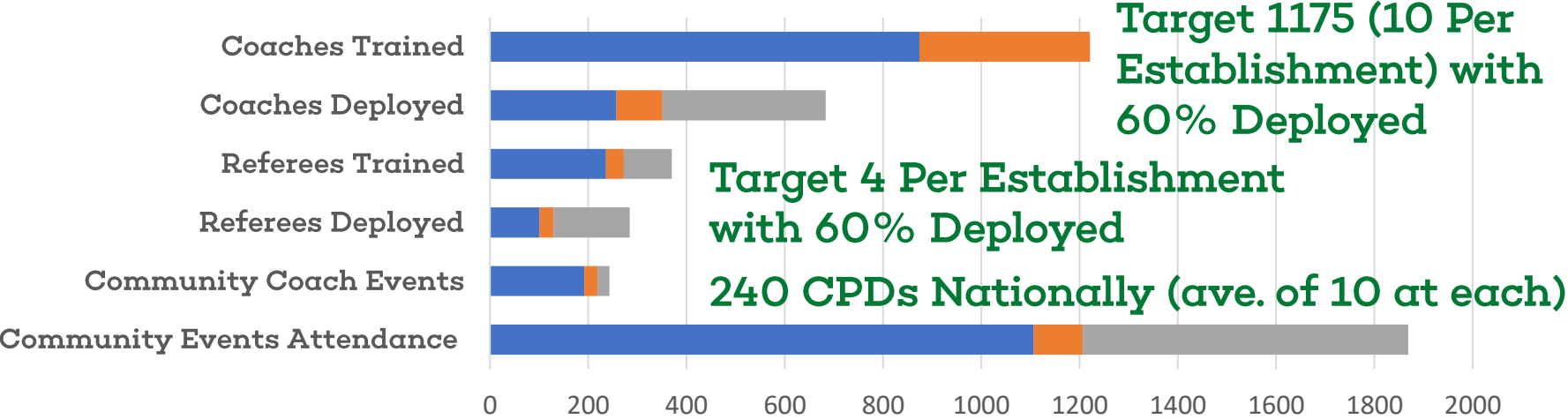




# Key Performance Indicators 2022/23 Progress

# People – Developing the workforce

Chart showing coach and referee training and deployment alongside number of coach development sessions and attendees in the community



	Community Events Attendance	Community Coach Events	Referees Deployed	Referees Trained	Coaches Deployed	Coaches Trained
■ Male	1107	192	101	236	257	874
■ W&G	100	27	28	36	94	347
■ Remaining Target	662	24	155	98	332	

## Outcomes:

3666 Coaching opportunities / 771 Refereeing opportunities / 592 Volunteering Opportunities

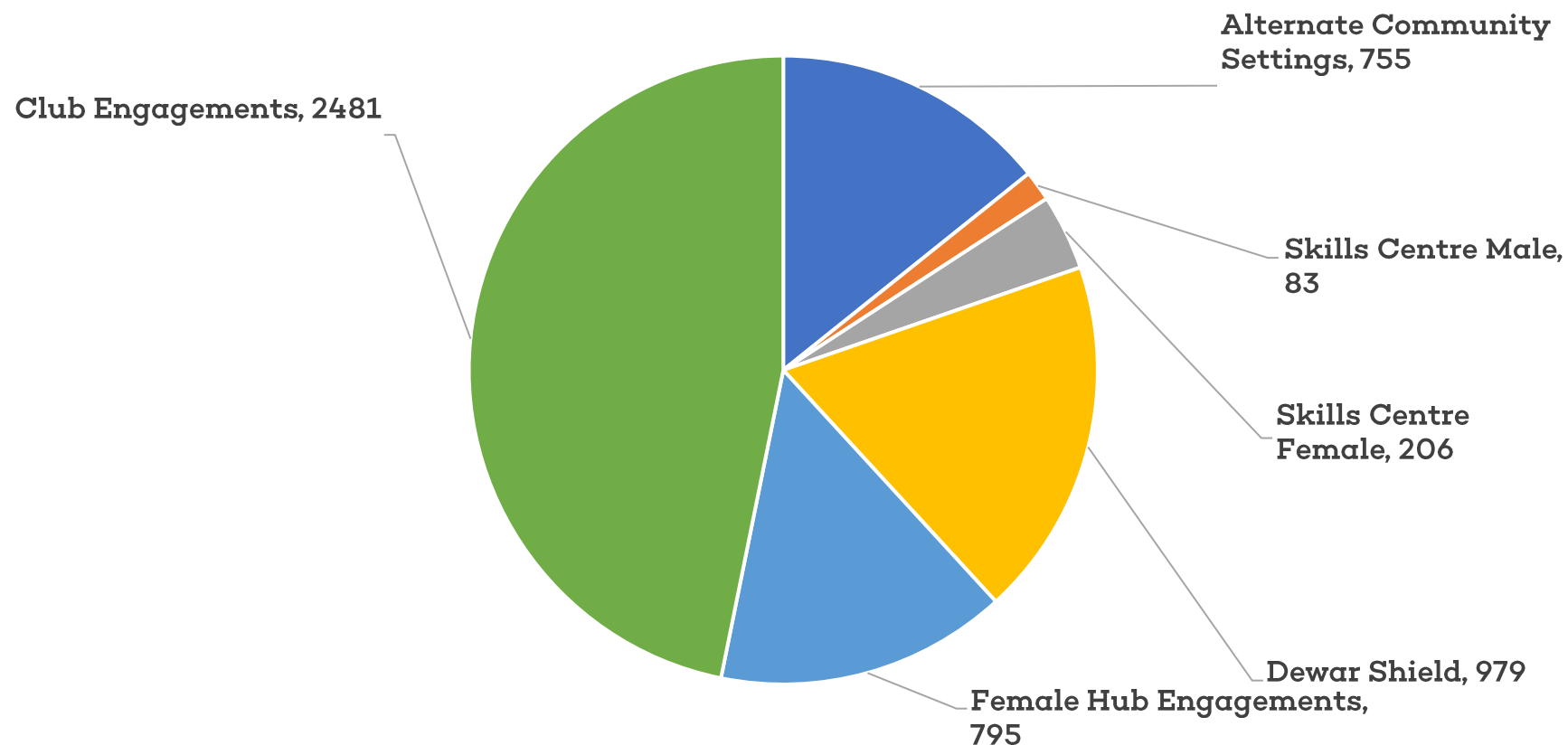
2521 male / 305 girls players at CPDs

Average coach attendance is at 6 for club CPDs and 4 for girls hub CPDs



# Places – Community Engagement

Chart showing number of sessions, games or events delivered by Hub Officers in the community and player pathway T1



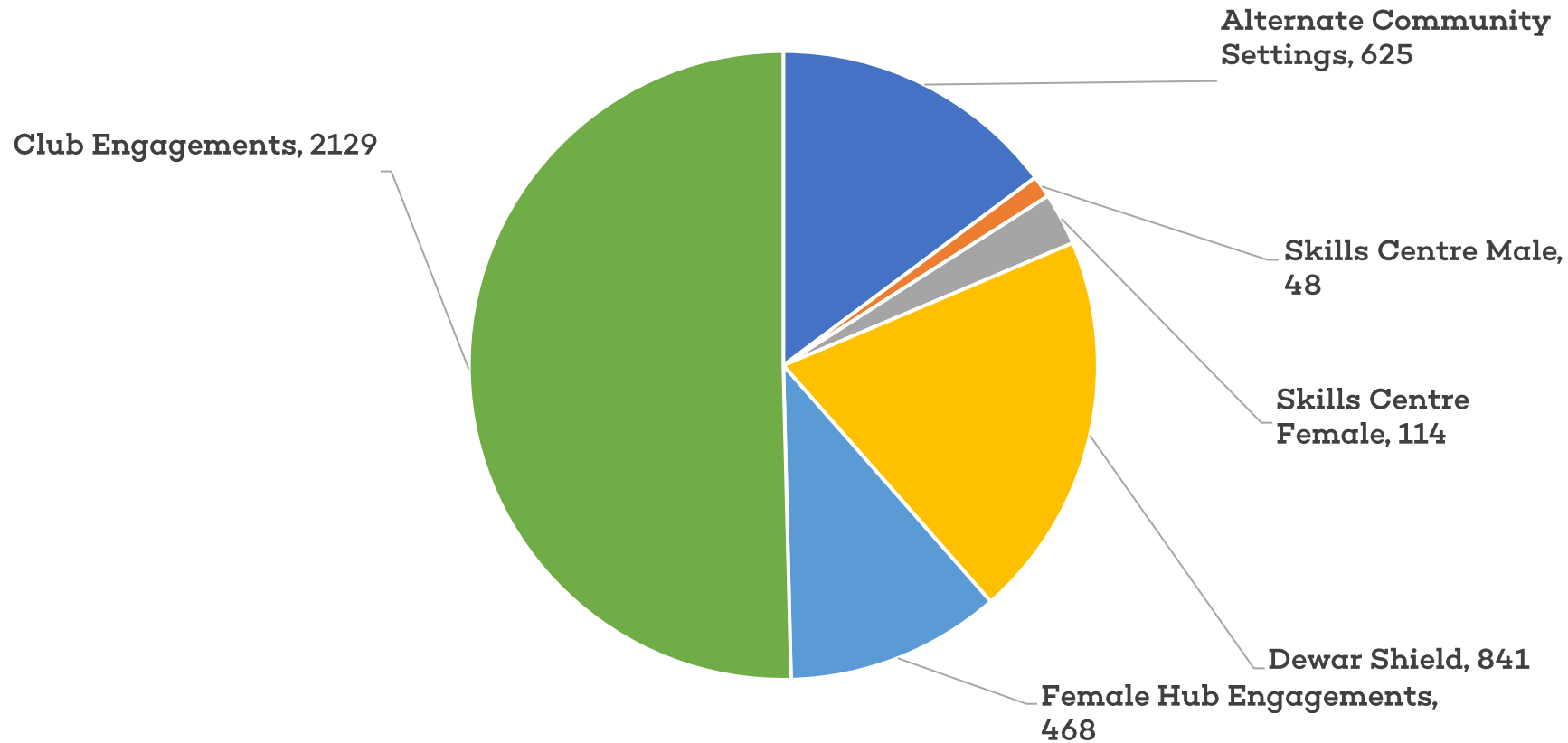
Engagements with club includes meetings, games attendance, sessions and refereeing

Alternate community settings includes any activity not in WRU clubs e.g. leisure centres/youth clubs



# Places – Community Engagement

Chart showing number of sessions, games or events delivered by Hub Officers in the community and player pathway T2



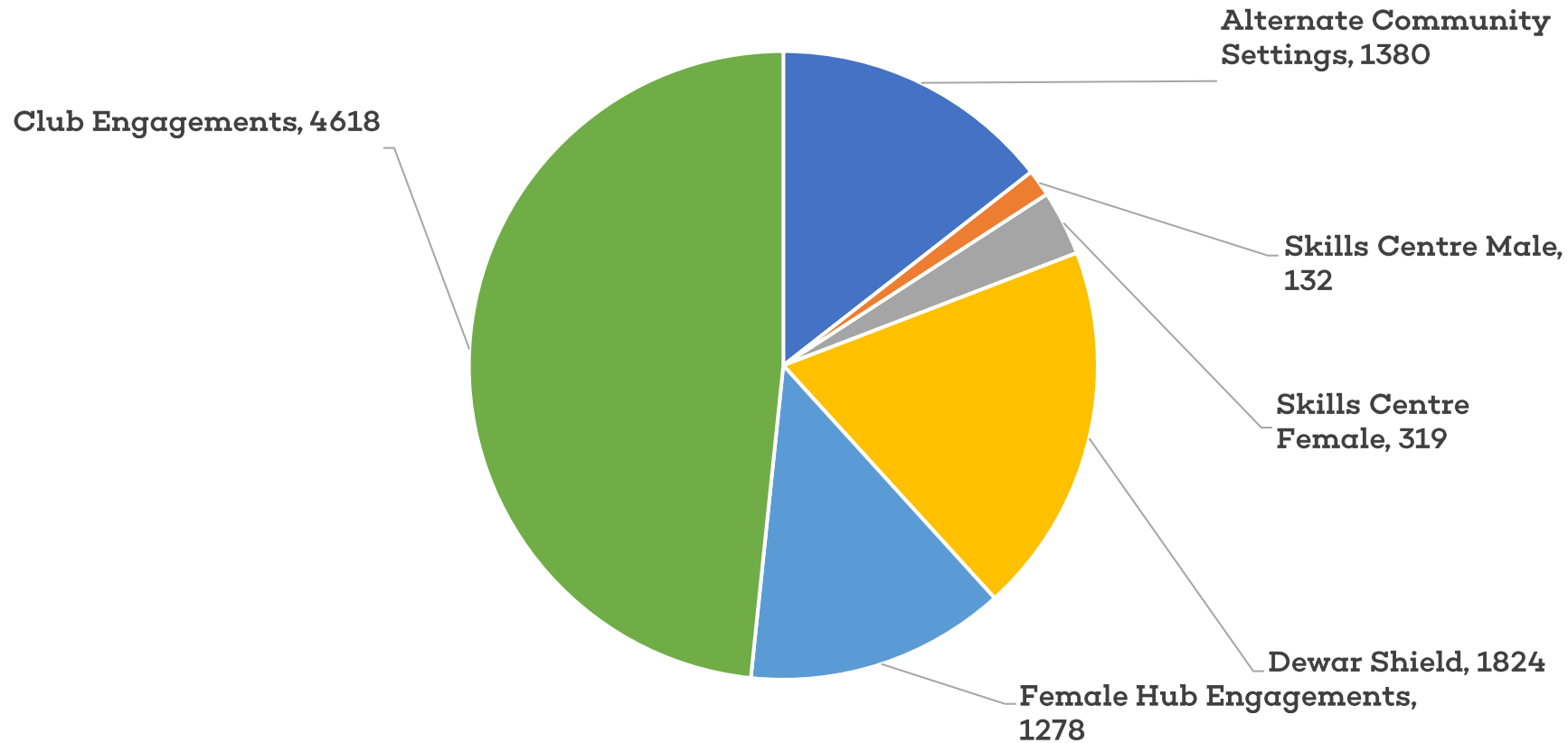
Engagements with club includes meetings, games attendance, sessions and refereeing

Alternate community settings includes any activity not in WRU clubs e.g. leisure centres/youth clubs



# Places – Community Engagement

Chart showing number of sessions, games or events delivered by Hub Officers in the community and player pathway YTD



Engagements with club includes meetings, games attendance, sessions and refereeing

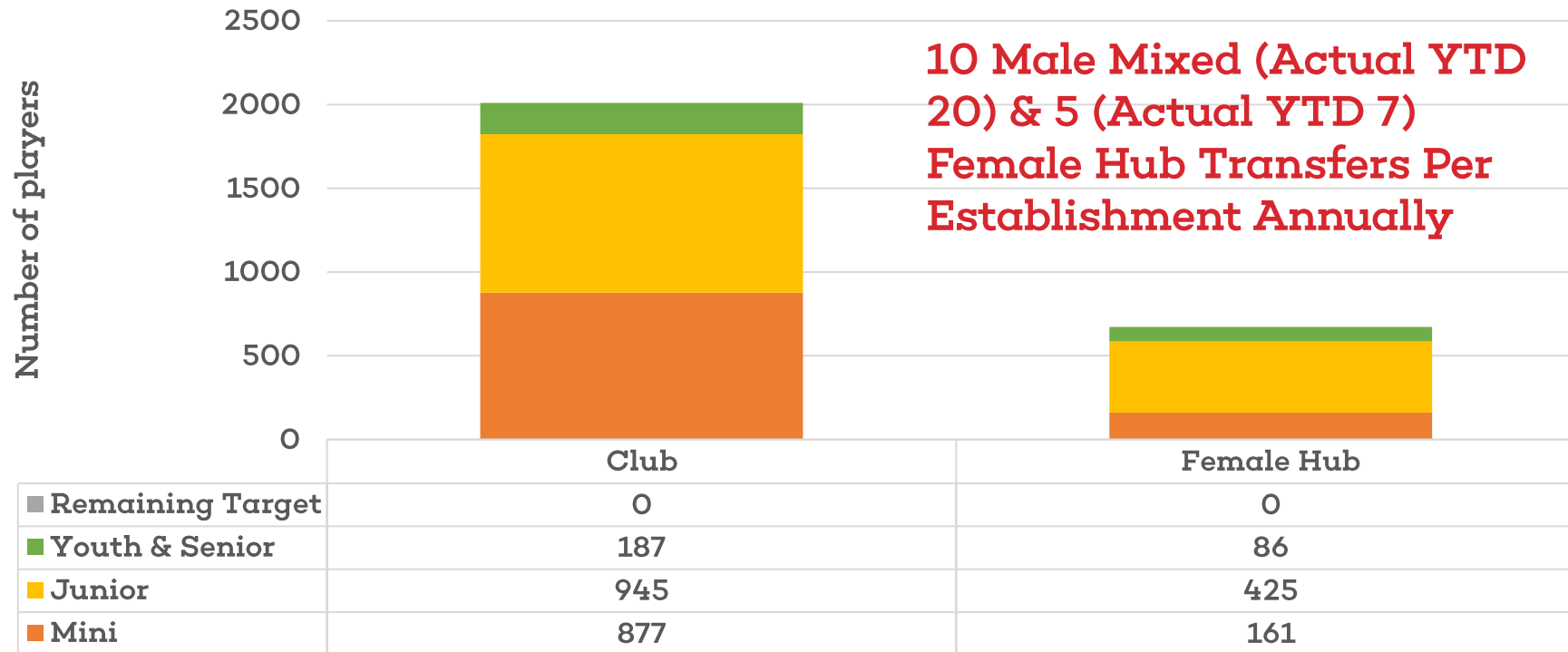
Alternate community settings includes any activity not in WRU clubs e.g. leisure centres/youth clubs





# Playing – Targeted Recruitment


Chart showing number of players transferred from hub establishments into the community



## Outcomes:

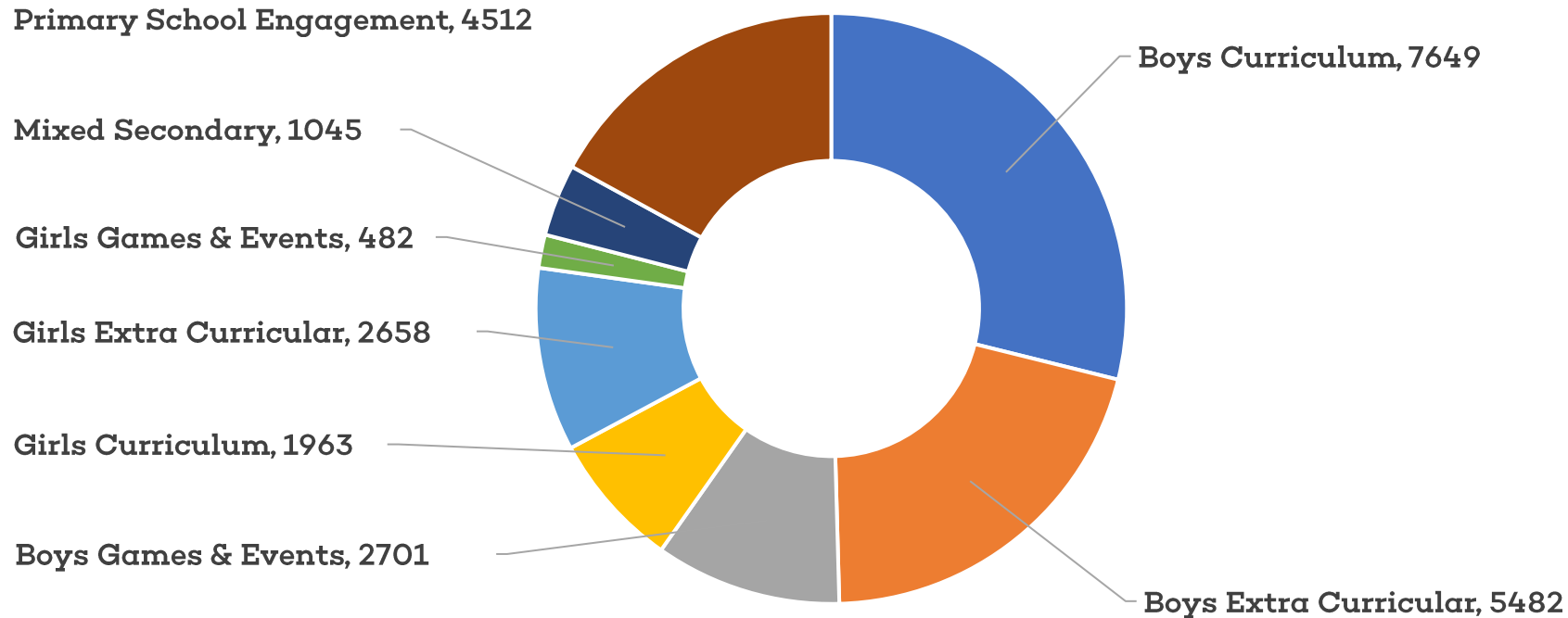
Club Male NEW Registrations – 3926 from 2686 (U8s to U18s) – 47%

Club Female NEW Registrations – 1050 from 678 (U8s to U18s) – 64%



# Playing – Establishment Engagement

Chart showing number of opportunities provided by Hub Officers in the establishments and across primary schools in Term 1



## Outcomes:

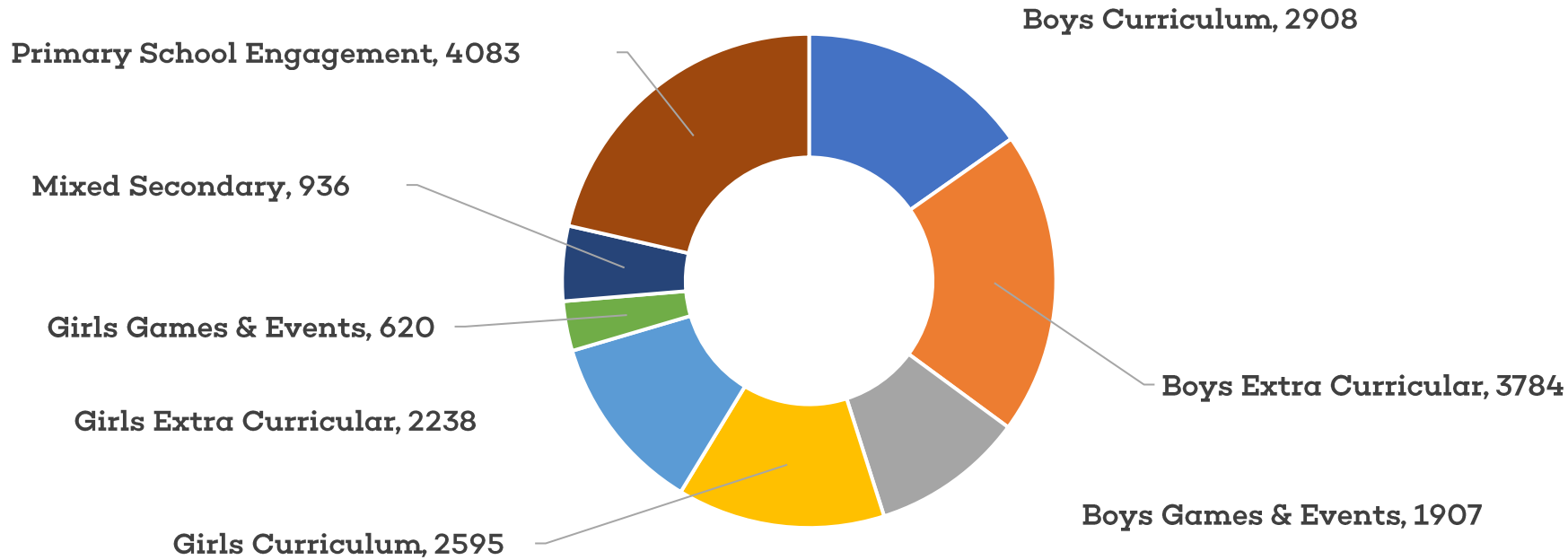
Boys players – 8,915 / non-club 2,015 HT1 & 1,036 HT2

Girls players – 2,508 / non-club 1,117 HT1 & 658 HT2



# Playing – Establishment Engagement

Chart showing number of opportunities provided by Hub Officers in the establishments and across primary schools in Term 2



## Outcomes:

Boys sessions down from term 1

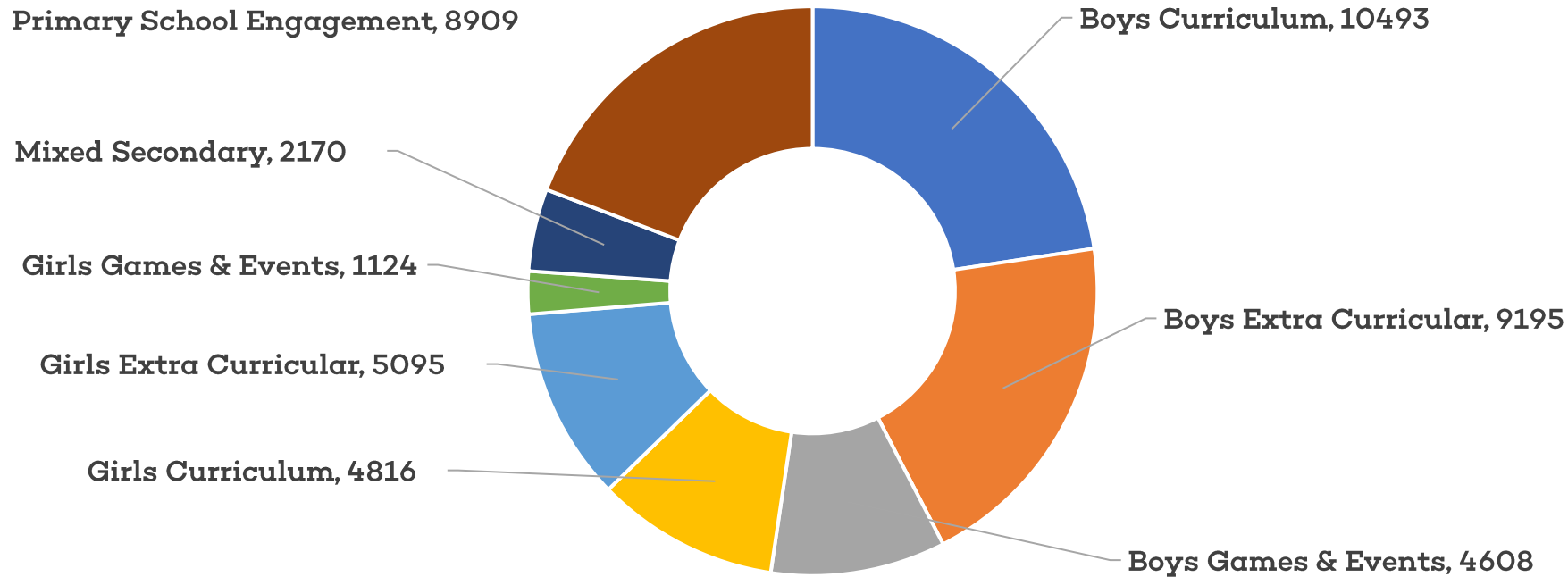
Girls sessions up from term 1 (\*Extra curricular down)

Mixed sessions and primary school sessions down from term 1



# Playing – Establishment Engagement

Chart showing number of opportunities provided by Hub Officers in the establishments and across primary schools YTD




## Outcomes:

Boys players – 11,173 \*up 2,200 – Non club HT3 1274 / HT4 918

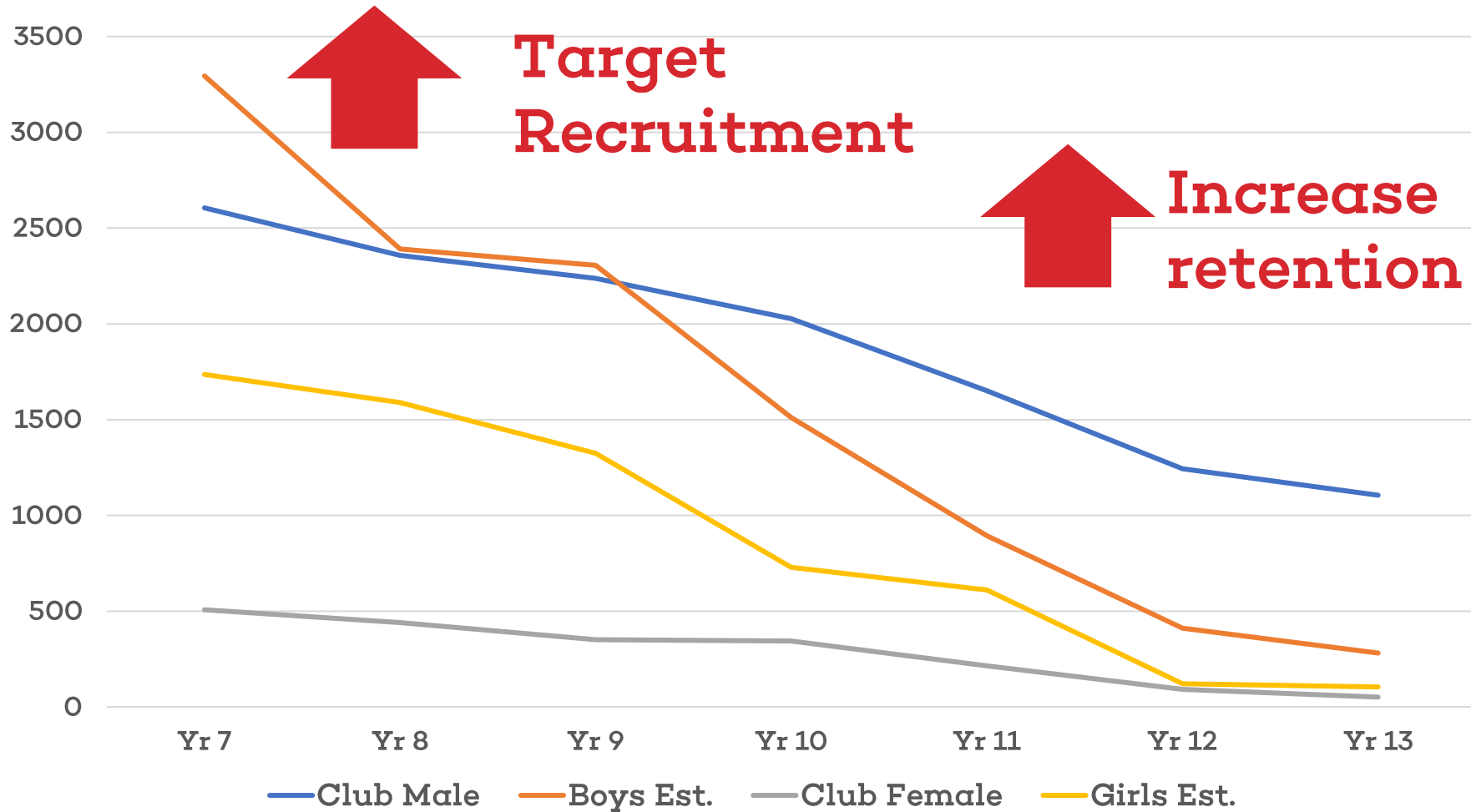
Girls players – 6,252 \*up 4,950 – Non club HT3 1431 / HT4 845

Primary School – 10,995 \*up 3,750



# Playing – Increasing Retention

Chart showing number of players participating in extra curricular opportunities by year group in the establishments against those participating in WRU clubs and Female Hubs



# Promote – Jersey For All

Chart showing delivery from Hub Officer in specific SEN/ALN Establishments

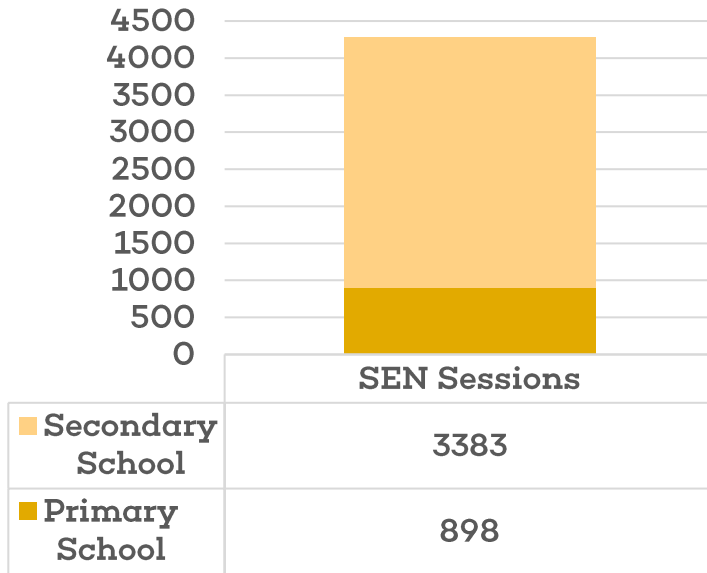
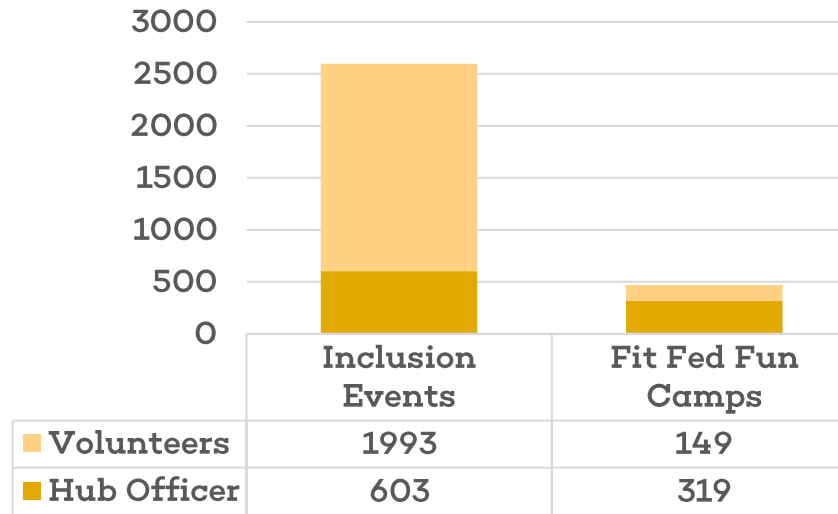


Chart showing involvement from Hub Officer and volunteers provided by the hub officer to FFF camps and Inclusion Events



## Outcomes:

- SEN Engagements Doubled
- Participants in sessions SS - 17,884 (Ave 6) / PS - 4,439 (Ave 5)
- Wheelchair, Deaf and Inclusion events held



# Partners

**Open Uni Establishments visited for feasibility study in 2023**

**EDI Data coming through for People & Playing**

**Fit Fed Fun Easter Camps Planned**

**Esports Establishments sign up needed**

Darren Venn – Bassaleg

Callum Redman – Cwmbran High

Ollie Hughes – St Cennydd

Rhys Williams – Maesydderwen

Sam Collins – Trinity St David

Gareth Kelly – Brynlllywarch

Tom Meredith – Bro Gwain/Trinity St David



People

**351 (+139 in term 2)** coaches & **135 (T2 +41)** referees active delivering or officiating on **4,447 (T2 1,977)** occasions

Places

**5,896 (T2 2,597)** engagements with WRU Clubs or Female Hubs supporting the transition of **2,546 (T2 1,070)** players into the community

Playing

**5,878 (T2 2,595)** events & games to support **17,559 (T2 +5,569)** participants in extra curricular sport

Promote

**4,590 (+2,597)** sessions delivered by hub officers in specific ALN establishments or classes

Partner

**16** Establishments engaged in Esports training







DIOLCH