



# WRU Hub Programme Term Report Ospreys

August 2022 – December 2022

# 2022-23 Establishments

## OSPREYS

- 1 Bishopston Comprehensive School
- 2 Maesteg School
- 3 Ysgol Hendrefelin Special School
- 4 Dylan Thomas Community School
- 5 Morryston Comprehensive School
- 6 Brynteg School
- 7 St Joseph's Catholic School & Sixth Form Centre
- 8 Bryntirion Comprehensive School
- 9 NPTC Group (South Campus)
- 10 Ysgol Maesydderwen
- 11 Pencoed Comprehensive School
- 12 Ysgol Bae Baglan
- 13 Bridgend College
- 14 Ysgol Pen-y-Bryn
- 15 Pontarddulais Comprehensive School
- 16 CCYD
- 17 Ospreys in the Community
- 18 University Wales Trinity St Davids

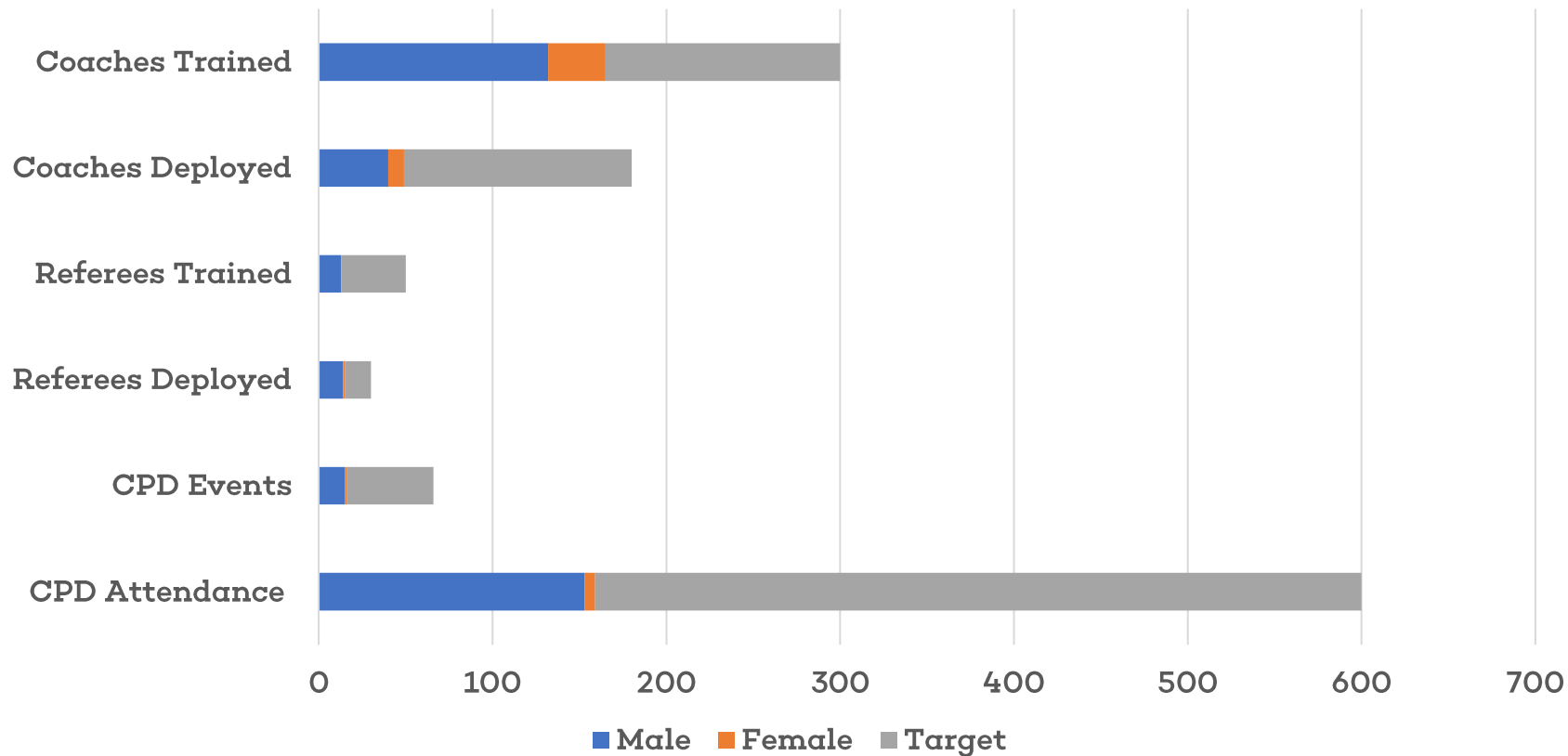




# Outcomes

# People – Developing the workforce

Chart showing coach and referee training and deployment alongside number of coach development sessions and attendees in the community




## Outcomes:

145 Coaching opportunities / 33 Refereeing opportunities

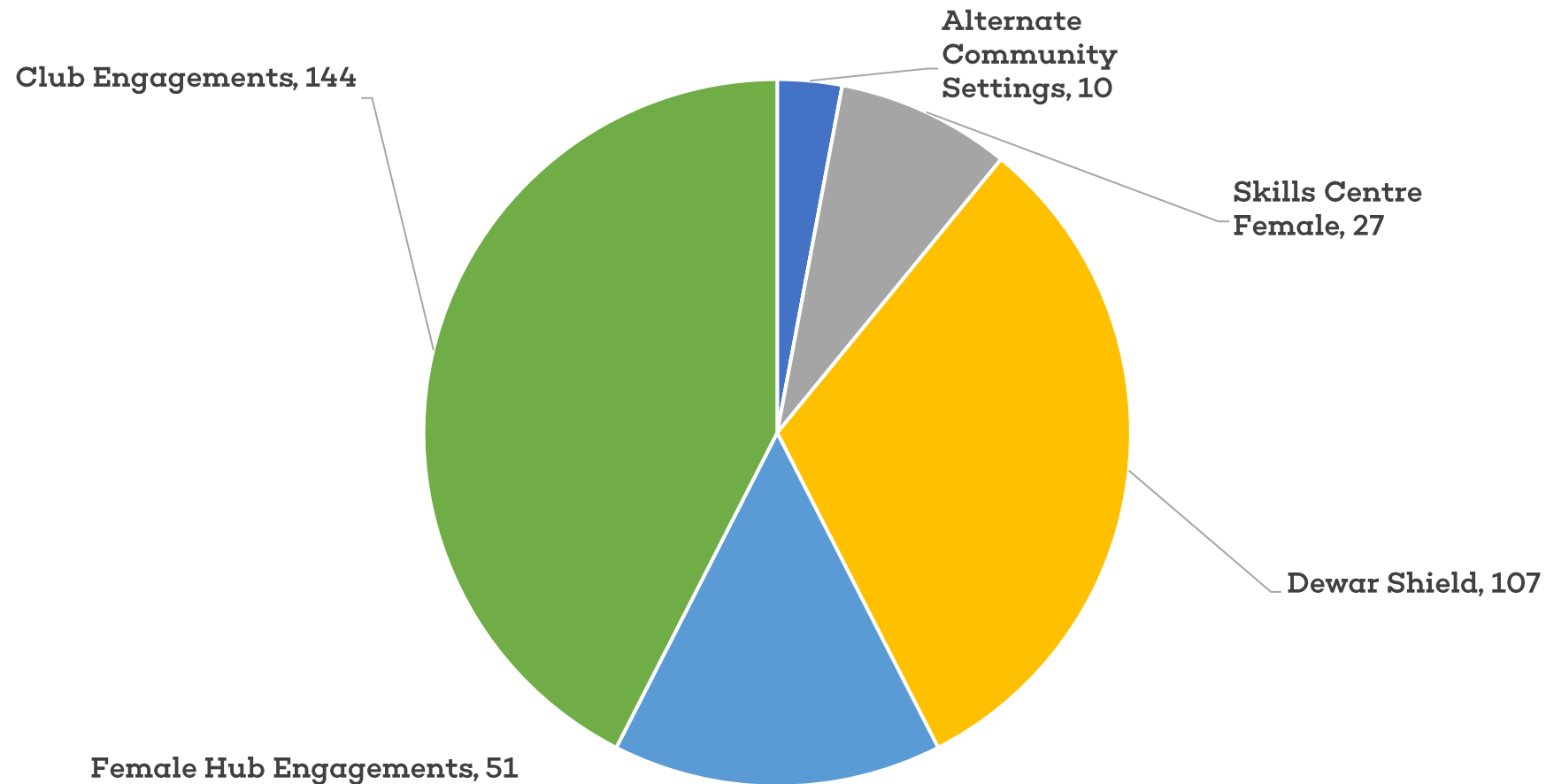
232 male / 0? female players at CPDs

Average coach attendance is at 10 for club CPDs and 6 for female hub CPDs



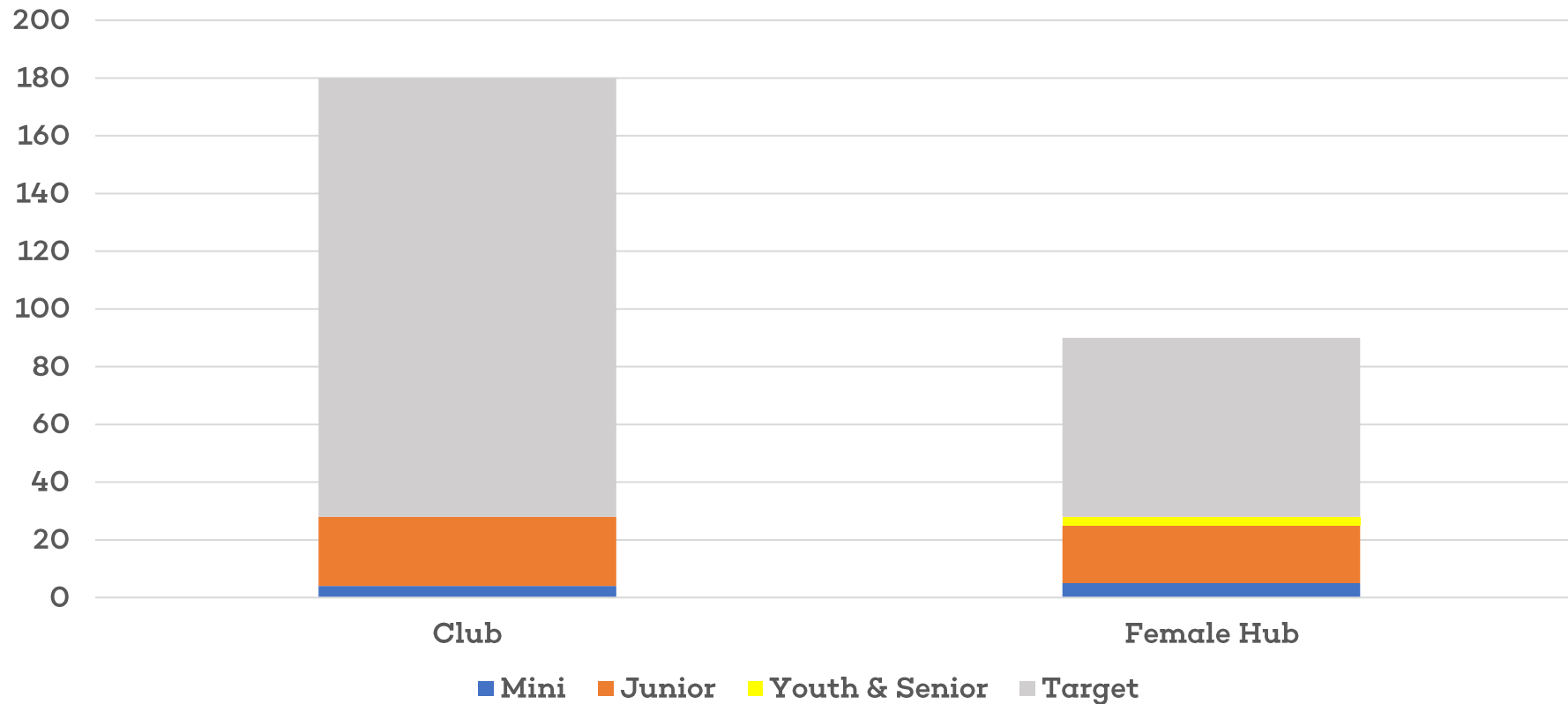
# Places – Community Engagement

Chart showing number of sessions delivered by Hub Officers in the community and player pathway



# Playing – Targeted Recruitment

Chart showing number of players transferred from hub establishments into the community



## Outcomes:

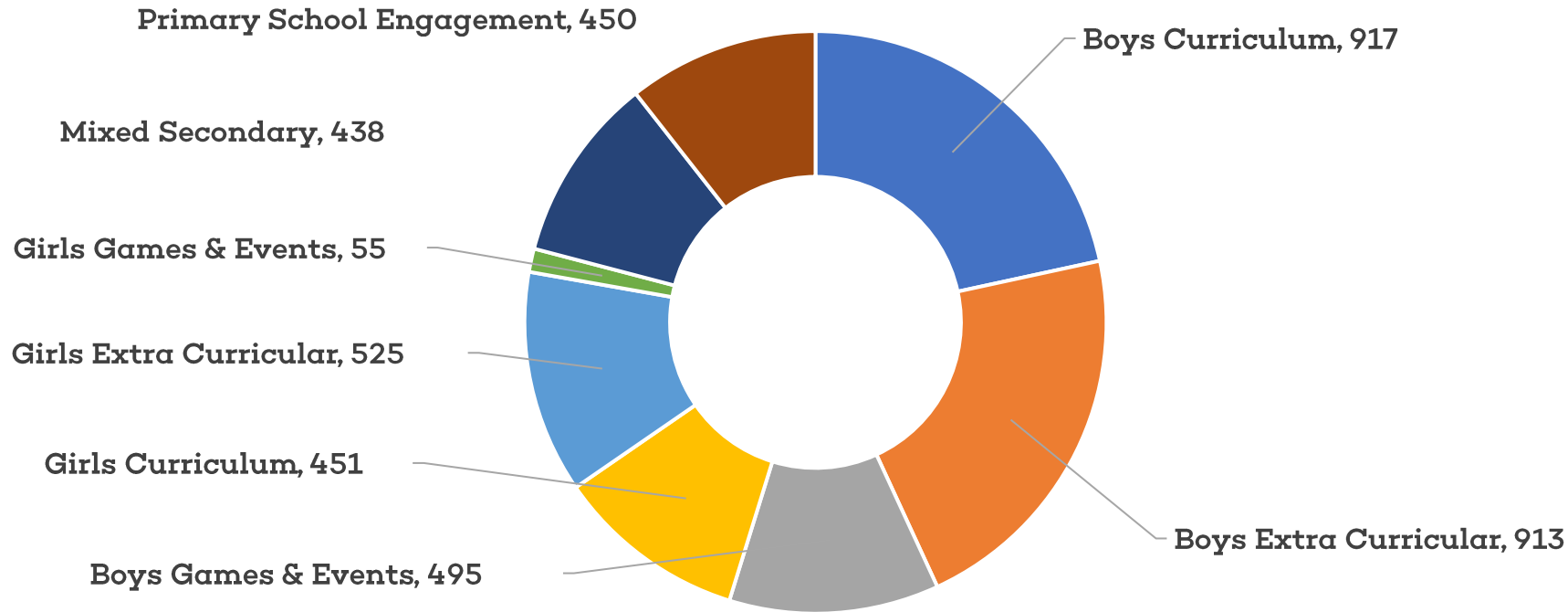
Club Male NEW Registrations – 477 (U8s to U18s)

Club Female NEW Registrations – 134 (U8s to U18s)



# Playing – Establishment Engagement


Chart showing number of opportunities provided by Hub Officers in the establishments and across primary schools



## Outcomes:


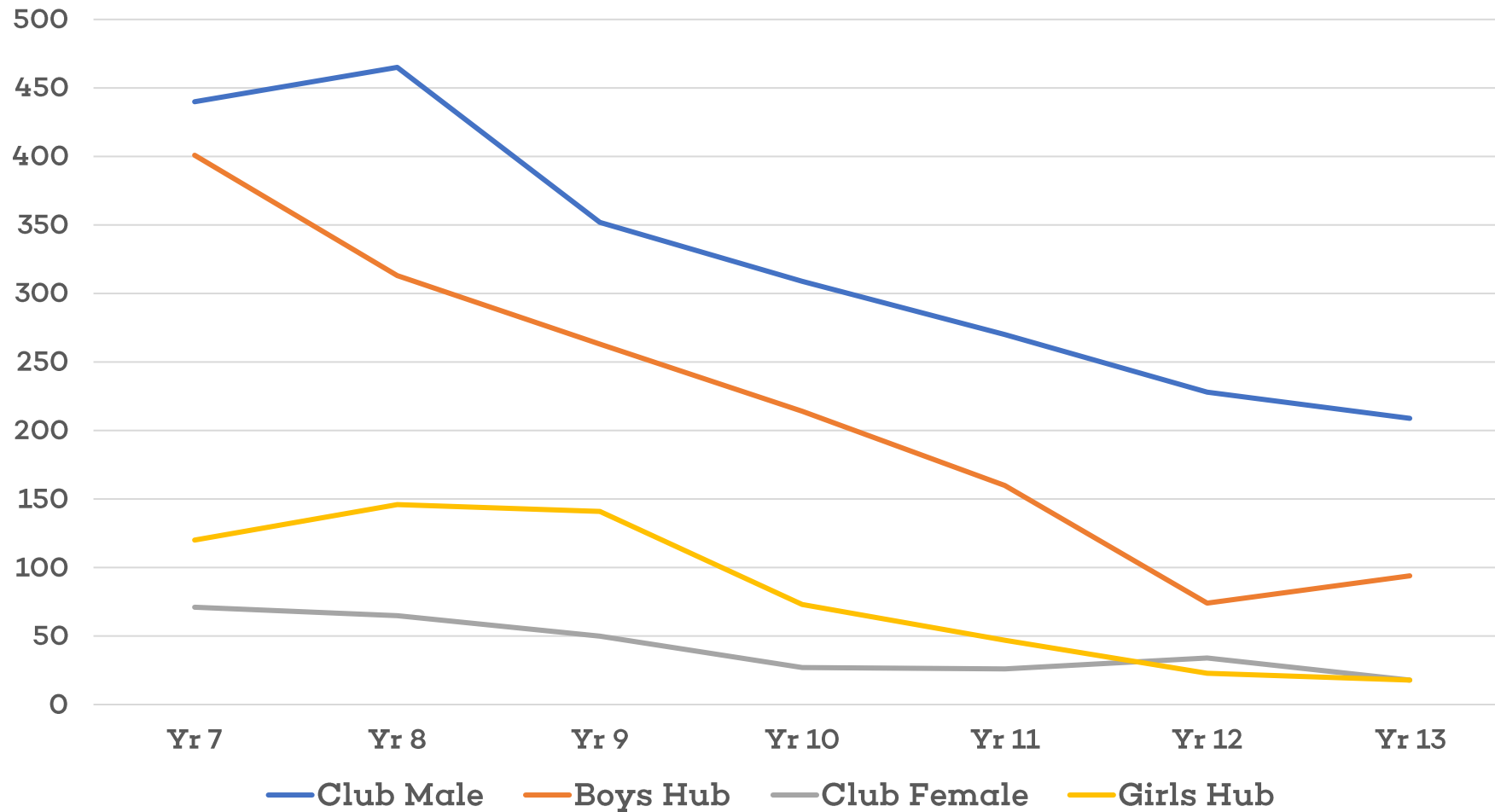
Boys' players – 1,586 / non-club 200 HT1 & 32 HT2?

Girls' players – 573 / non-club 199 HT1 & 8 HT2?



# Playing – Increasing Retention

Chart showing number of players participating in extra curricular opportunities by year group in the establishments against those participating in WRU clubs and Female Hubs





# Promote – Jersey For All

Chart showing delivery from Hub Officer in specific SEN/ALN Establishments

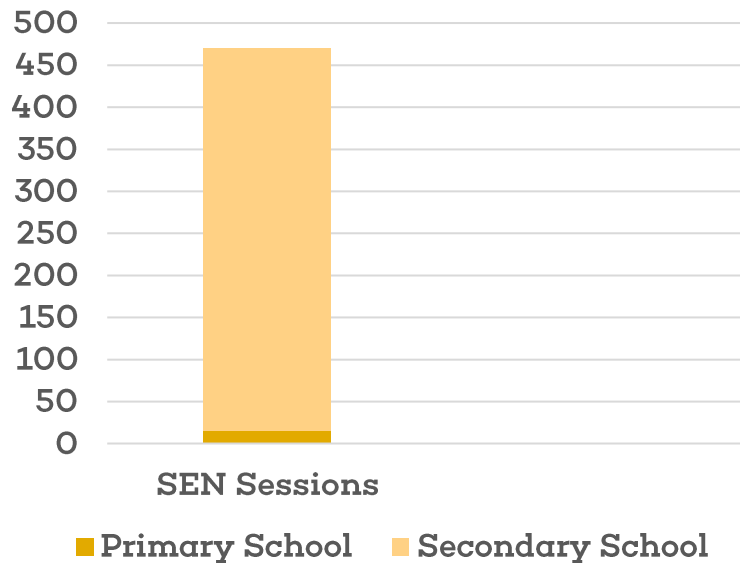
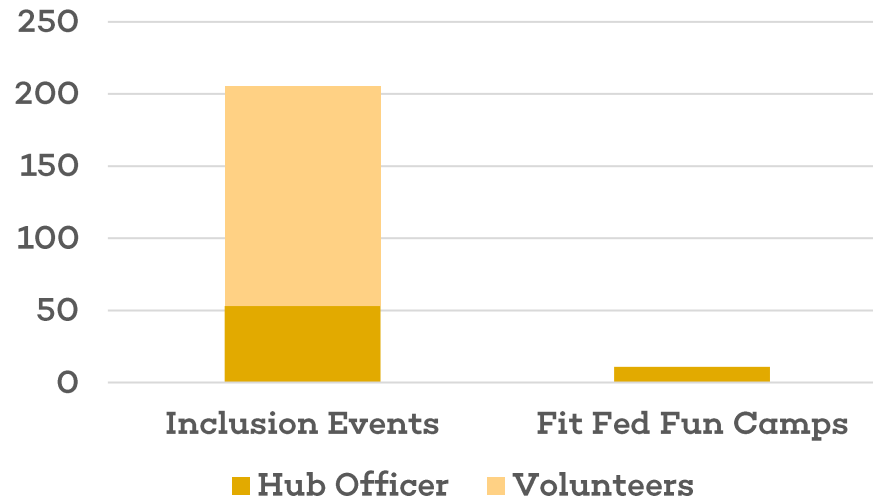


Chart showing involvement from Hub Officer and volunteers provided by the hub officer to FFF camps and Inclusion Events



## Outcomes:

- SEN Engagements – 1,208? / 90?
- Wheelchair, Deaf and Inclusion events held
- 20 FFF camps delivered with 628 attendees



# Partners

**Open Uni Establishments identified for feasibility study in 2023**

**EDI Data coming through for People & Playing**

**Fit Fed Fun Review complete**

**Esports Establishments identified for 2023**



People

**49** coaches & **15** referees active delivering or officiating on **178** occasions

Places

**195** engagements with WRU Clubs or Female Hubs supporting the transition of **56** players into the community

Playing

**550** games & events to support **2,159** participants in extra curricular sport including **399** non-club participants from Yr 7 to Yr 13 in half term 1

Promote

**470** sessions delivered by hub officers in specific ALN establishments or classes

Partner

**20** Fit Fed Fun Camps delivered to **628** attendees





DIOLCH