



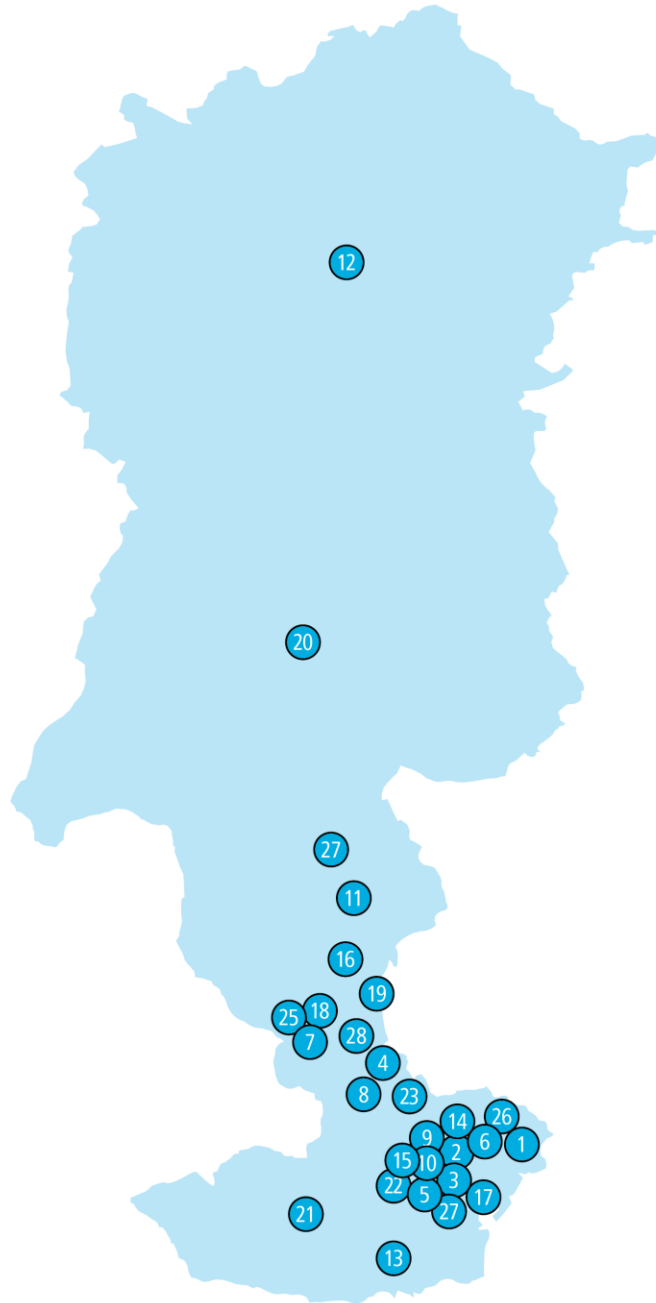
WRU Hub Programme Term Report Cardiff Rugby

August 2022 – December 2022

2022-23 Establishments

CARDIFF RUGBY

- 1 Eastern High
- 2 Cardiff Met University
- 3 Cardiff Rugby Diverse Communities Officer
- 4 Cardinal Newman Catholic School
- 5 Ysgol Gyfun Gymraeg Glantaf
- 6 Cardiff High School
- 7 Ysgol Gyfun Cwm Rhondda
- 8 Ysgol Garth Olwg
- 9 Radyr Comprehensive School
- 10 The Bishop of Llandaff Church-in-Wales High School
- 11 Afon Taf High School
- 12 Ysgol Calon Cymru
- 13 Ysgol Gymraeg Bro Morgannwg
- 14 Llanishen High School
- 15 Ysgol Gyfun Gymraeg Plasmawr
- 16 Mountain Ash Comprehensive School
- 17 Cardiff Rugby Inclusion Officer
- 18 Cardiff Rugby Rhondda
- 19 Cardiff Rugby Cynon Valley
- 20 Cardiff Rugby South Powys
- 21 Cardiff Rugby Vale of Glamorgan
- 22 Cardiff West Community High School
- 23 Coleg y Cymoedd
- 24 Cantonian High School
- 25 Valleys Kids
- 26 Corpus Christi Catholic High School
- 27 Pen Y Dre
- 28 Cardiff Rugby Ponty Girls Officer

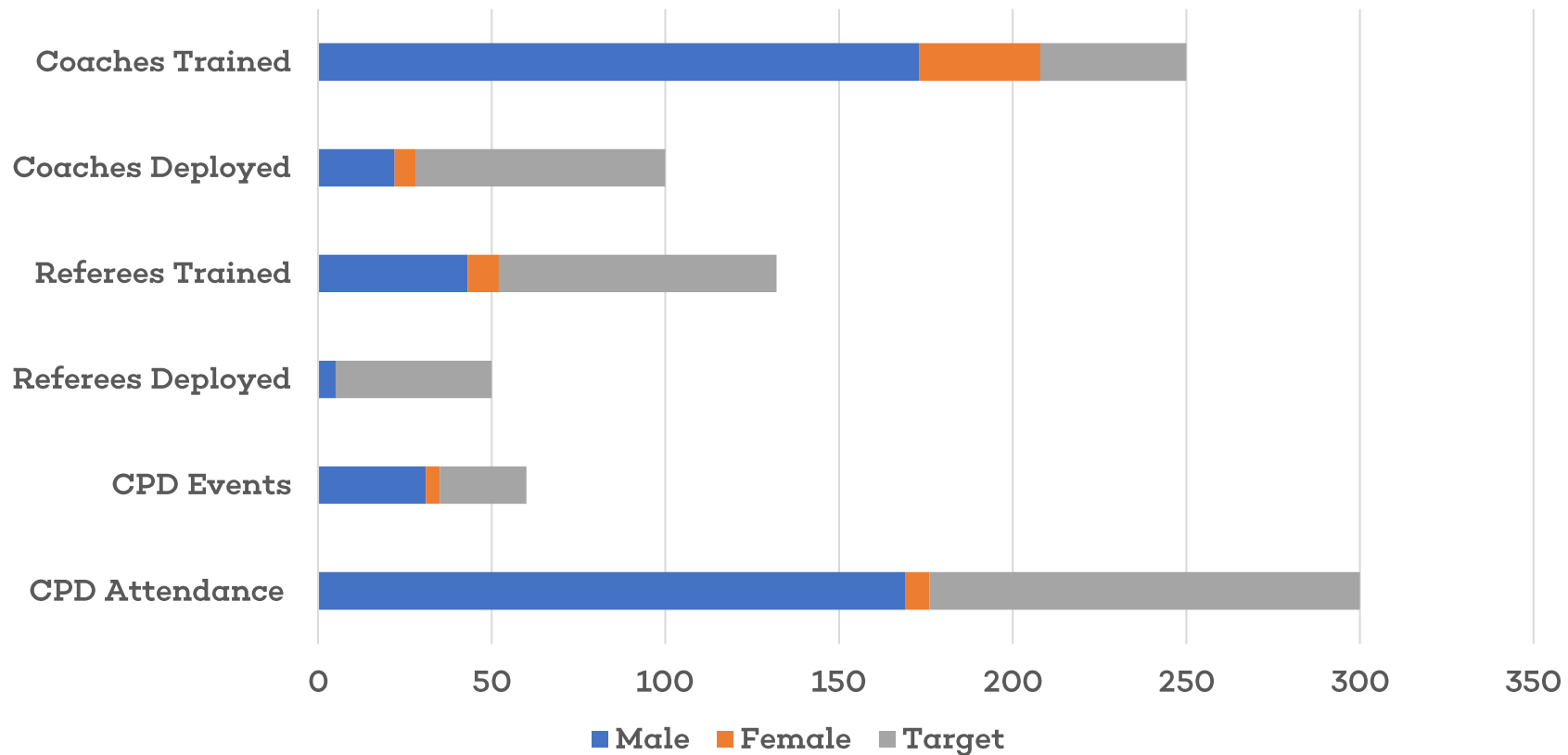




Key Performance Indicators

People – Developing the workforce

Chart showing coach and referee training and deployment alongside number of coach development sessions and attendees in the community



Outcomes:

850 Coaching opportunities / 63 Refereeing opportunities

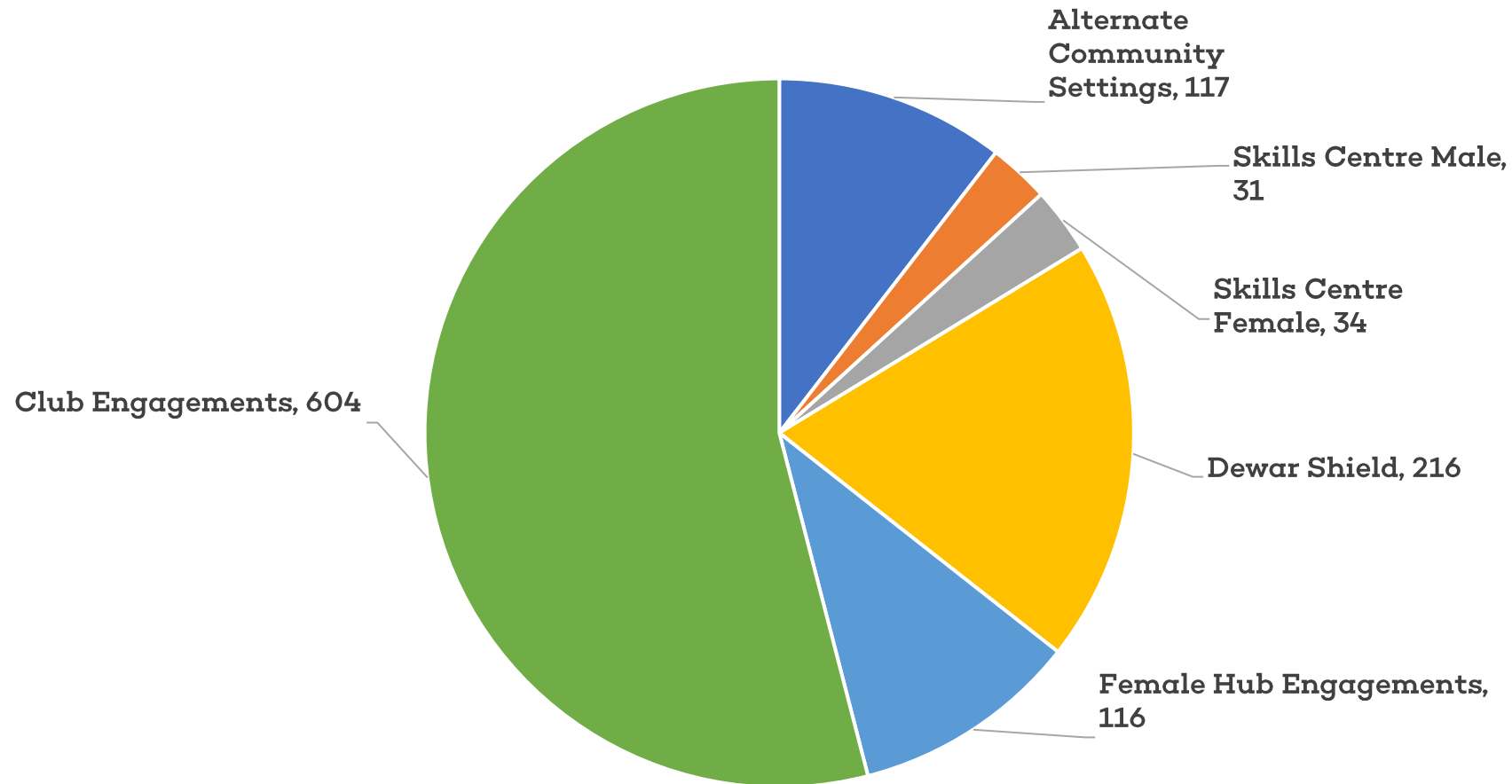
727 male players at CPDs 70 female at hub CPDs

Average coach attendance is at 5 for club CPDs and 1 for female hub CPDs



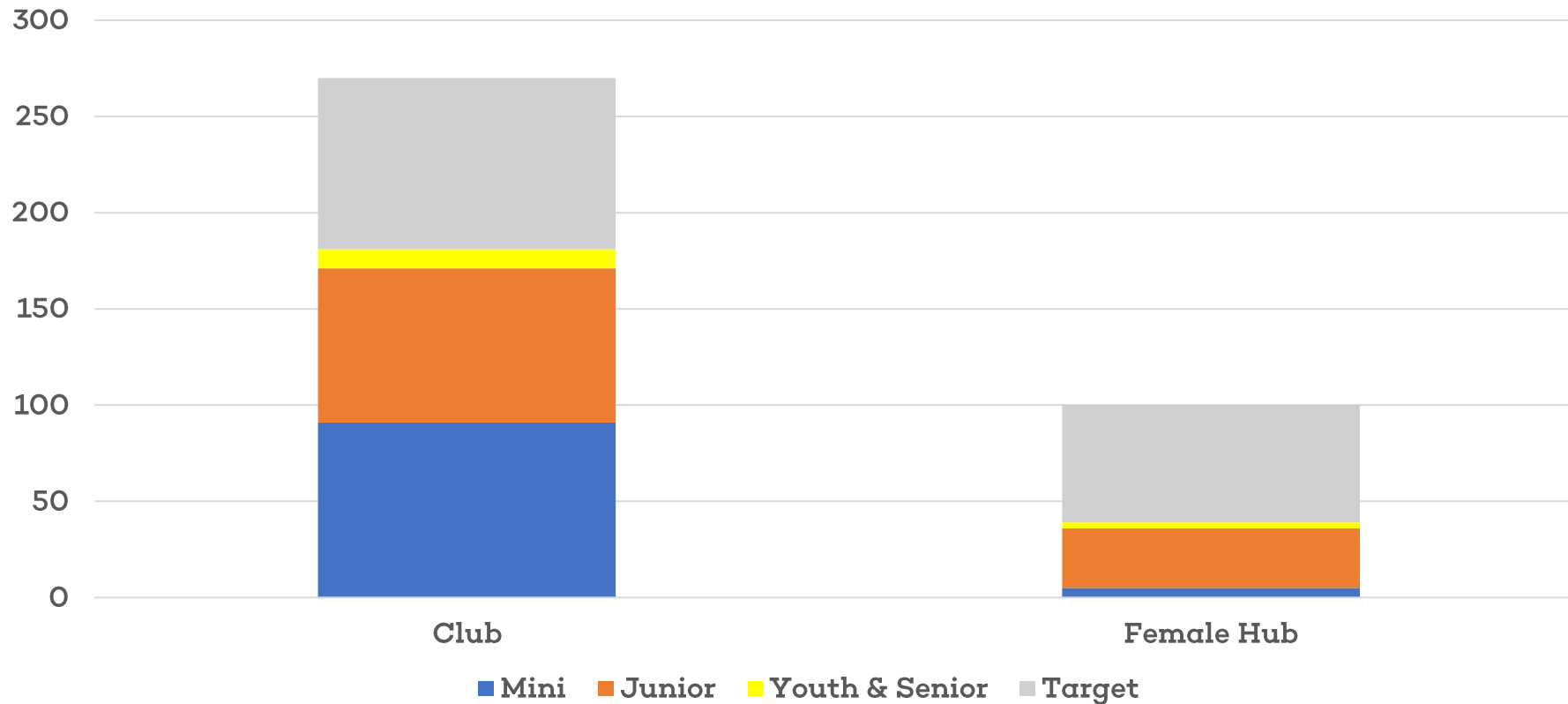
Places – Community Engagement

Chart showing number of sessions delivered by Hub Officers in the community and player pathway



Playing – Targeted Recruitment

Chart showing number of players transferred from hub establishments into the community



Outcomes:

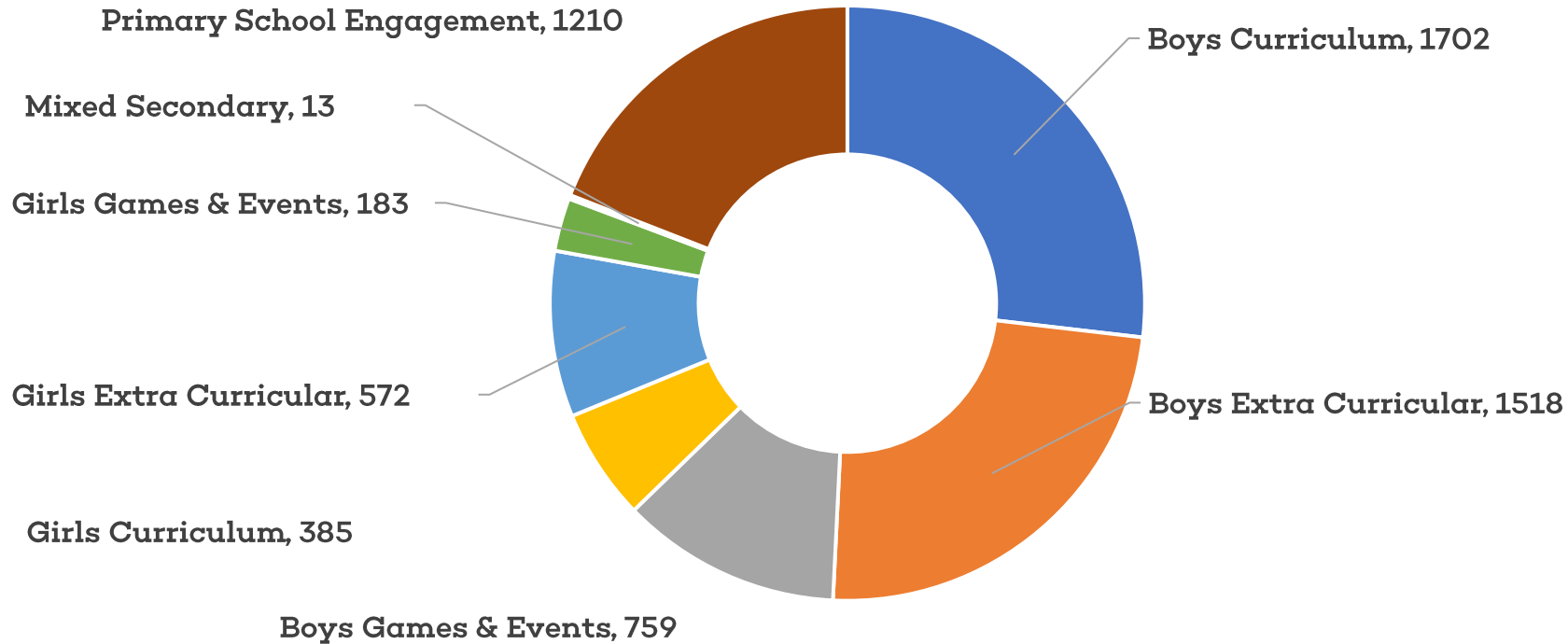
Male NEW Club Registrations – 895 (U8s to U18s)

Female NEW Club Registrations – 162 (U8s to U18s)



Playing – Establishment Engagement


Chart showing number of opportunities provided by Hub Officers in the establishments and across primary schools



Outcomes:


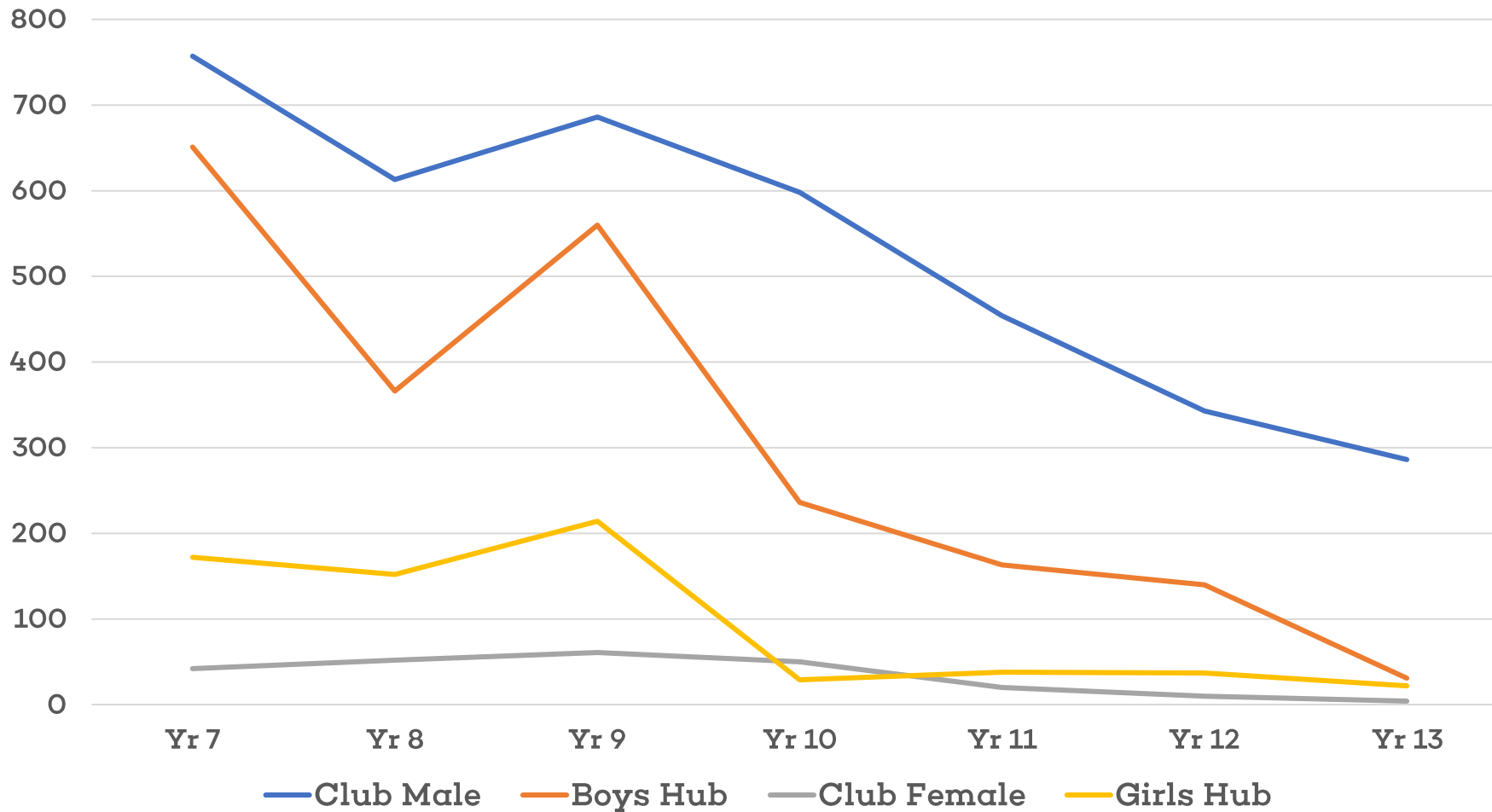
Boys' players – 2148 / non-club 314 HT1 & 271 HT2?

Girls' players – 688 / non-club 266 HT1 & 219 HT2?



Playing – Increasing Retention

Chart showing number of players participating in extra curricular opportunities by year group in the establishments against those participating in WRU clubs and Female Hubs



Promote – Jersey For All

Chart showing delivery from Hub Officer in specific SEN/ALN Establishments

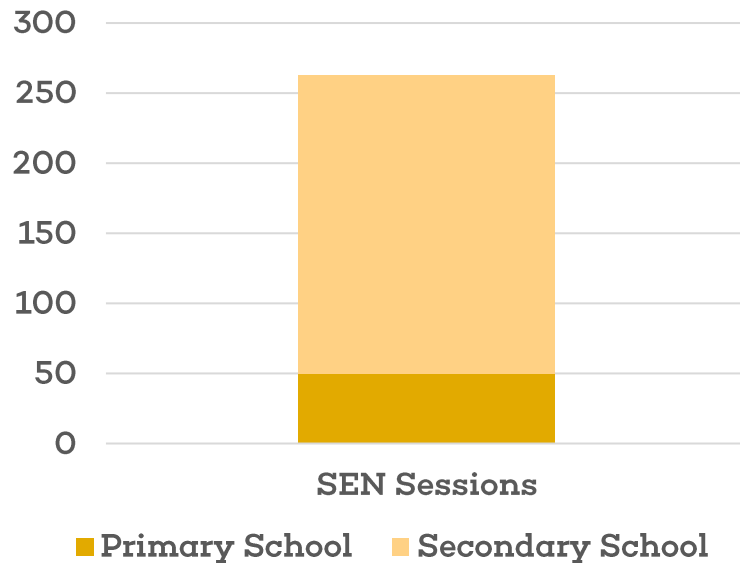
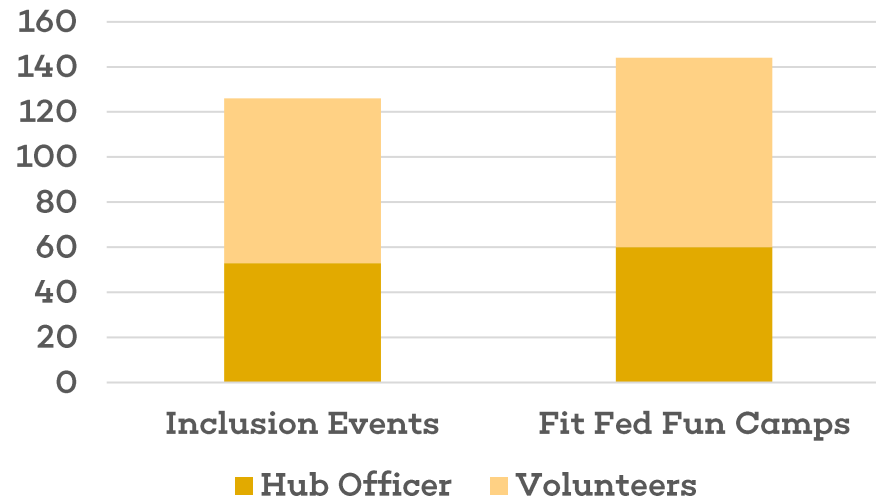


Chart showing involvement from Hub Officer and volunteers provided by the hub officer to FFF camps and Inclusion Events



Outcomes:

- SEN Engagements – 498? / 91?
- Wheelchair, Deaf and Inclusion events held
- 20 FFF camps delivered with 542 attendees



Partners

Open Uni Establishments identified for feasibility study in 2023

EDI Data coming through for People & Playing

Fit Fed Fun Review complete

Esports Establishments identified for 2023



People

28 coaches & **5** referees active delivering or officiating on **913** occasions

Places

720 engagements with WRU Clubs or Female Hubs supporting the transition of **220** players into the community

Playing

1042 games & events to support **2,836** participants in extra curricular sport including **580** non-club participants from Yr 7 to Yr 13 in half term 1

Promote

263 sessions delivered by hub officers in specific ALN establishments or classes

Partner

20 Fit Fed Fun Camps delivered to **542** attendees





DIOLCH