



Six Nations Activity Pack



THIS IS OUR GAME

DYMA RYGBI CYMREIG

Contents

Croeso ----- **Page 3**

Six Nations Facts ----- **Page 4**

Wales' Fixtures 2023 ----- **Page 5**

Teams Info ----- **Page 7**

Step 1 Activities ----- **Page 13**

Jersey Design, Supporter's Poster,
Wales Bunting, Countries & Flags,
Sing for Wales, Six Nations Numbers

Step 2 Activities ----- **Page 33**

Logo Design, Acrostic Poem,
Motivational Speech,
Six Nations Numbers

Step 3 Activities ----- **Page 50**

Diversity in Rugby Collage,
Six Nations Country Research,
Six Nations Numbers.

Croeso!

Shwmae and welcome to the WRU Six Nations education activity pack!

Pupils across Wales will be excited to see Wales perform at this year's Six Nations. Therefore, The WRU has collated several fun and engaging activities that support a range of Areas of Learning Experience (AOLE) to encourage and enhance learning in the classroom.

The activities have been organised in line with Progression Steps 1, 2 and 3. However, there is flexibility within each activity to be adapted for each pupil on their learning journey.

The activities have been created to support the Curriculum for Wales (CfW), providing the opportunity to develop the four purposes in terms of the content provided and the possible experiences to follow. The activities also provide opportunities for both pupils and teachers to develop their ideas further.

The WRU encourages schools to publish and promote their work using their specific school's social media account, so that players, coaches and staff can view the excitement, support and the amazing work created in schools across Wales for this years' Six Nations tournament.

Use @WelshRugbyUnion @WRU_Community and #jerseyforall to give the best chance for work to be seen!

C'mon Cymru!

Six Nations Facts

What is the Six Nations Championship?

The Six Nations is the **world's longest-running** rugby union championship. It's a yearly competition between **Wales, Ireland, Scotland, France, Italy** and **England**.

When did the Tournament start?

The championship began in 1882 under the title 'Home Nations' and included the four countries of the United Kingdom.

Wales at the Six Nations?

Wales have **won** the Championship **28 times** and shared the title a further **11** times making it **39** achievements overall.

Men – Fixtures



Saturday 4th Feb
Wales v Ireland
Kick-off: 2:15pm
Principality Stadium, Cardiff



Saturday 11th Feb
Scotland v Wales
Kick-off: 4:45pm
Murrayfield Stadium, Edinburgh



Saturday 25th Feb
Wales v England
Kick-off: 4:45pm
Principality Stadium, Cardiff



Saturday 11th March
Italy v Wales
Kick-off: 2:15pm
Stadio Olimpico, Rome



Saturday 18th March
France v Wales
Kick-off: 2:45pm
Stade de France, Paris



Women – Fixtures



Saturday 25th March
Wales v Ireland
Kick-off: 2:15pm
Cardiff Arms Park



Saturday 1st April
Scotland v Wales
Kick-off: 4:30pm
TBC



Saturday 15th April
Wales v England
Kick-off: 2:15pm
Cardiff Arms Park



Sunday 23rd April
France v Wales
Kick-off: 2:15pm
TBC



Saturday 29th April
Italy v Wales
Kick-off: 2:30pm
TBC



Cymru

Wales

Population:
3.1 million people

Anthem:
Hen Wlad
fy Nhadau

National Flower:
The Daffodil



**Rugby
Stadium:**



Principality Stadium

**2023
Men's
Captain:**



Ken Owens

**2022
Women's
Captain:**



Hannah Jones

**Rugby
Team
Logo:**



Flag:



Iwerddon

Ireland

Population:
5.1 million people

Anthem:
Ireland's Call and
Amhrán na bhFiann
(Soldier's Song)

National Flower:
The Shamrock



**Rugby
Stadium:**



Aviva Stadium

**2023
Men's
Captain:**



Jonny Sexton

**2022
Women's
Captain:**



Nichola Fryday

**Rugby
Team
Logo:**



Flag:



Yr Alban Scotland



Population:

5.5 million people

Anthem:

Flower of Scotland

National Flower:

The Thistle

Rugby

Stadium:



Murrayfield

2023

Men's

Captain:



Jamie Ritchie

2022

Women's

Captain:



Rachel Malcolm

Rugby

Team

Logo:



Flag:



Lloegr England

Population:

55.98 million people

Anthem:

God Save the King

National Flower:

The Rose



**Rugby
Stadium:**



Twickenham Stadium

**2023
Men's
Captain:**



Owen Farrell

**2022
Women's
Captain:**



Sarah Hunter

**Rugby
Team
Logo:**



England
Rugby

Flag:



Yr Eidal

Italy

Population:
59.11 million people

Anthem:
Il Canto degli Italiani
(The song of the Italians)

National Flower:
The White Lily



Rugby Stadium:



Stadio Olimpico

2023 Men's Captain:



Michel Lamaro

2022 Women's Captain:



Elisa Giordano

Rugby Team Logo:



Flag:



France




Population:
67.75 million people

Anthem:
La Marseillaise

National Flower:
Fleur de Lis (The Lily)

**Rugby
Stadium:**



Stade de France

**2023
Men's
Captain:**



Antoine Dupont

**2022
Women's
Captain:**



Gaëlle Hermet

**Rugby
Team
Logo:**



**FRANCE
RUGBY**

Flag:





Progression Step One Activities

Progression Step 1: Jersey Design



Activity Aim: Develop fine motor, creative and problem-solving skills

Practice Welsh words associated with colours/shapes

Activity Objective: Individual and collaborative work to create a new jersey for Wales

Area of Learning Experience: Expressive Arts

Equipment: Jersey template, colouring equipment, picture making equipment

Task Instructions

Teacher explains to the pupils that it is imperative for a rugby team to collaborate effectively and work well together. Teacher can emphasise that pupils will have to work together, like a rugby team, to plan and create a new jersey design for the Welsh rugby team to wear in the Six Nations championship. Print the Jersey template for each pupil.

Teachers can show examples of different Welsh rugby jersey designs to stimulate design ideas and to focus attention to the designs/colours of each jersey, using an interactive whiteboard to aid. The class can then discuss:

- Which jersey they like most and why?
- What are their favourite colours?
- What colour(s) represents the Wales jersey?

Teachers assign individuals and/or groups of pupils a jersey template and ask them to design a new jersey for Wales. Teachers can distinguish a set criterion with the pupils for the jersey design such as specific colour(s) to use, the numbers of colours to be used, number/type of shapes allowed etc. Here, teachers can also add Welsh words to colours and shapes.

Once the pupils or groups of pupils have finished their jersey designs, they may wish to present their ideas to the class to develop their oracy/presentation skills or display them on a class working wall.

Ideas for further challenge:

- Pupils peer assess each other's jersey design, identify two things they like and one thing they would improve
- Pupils design an 'away' jersey to accompany the new home jersey they have designed, using the shapes/colours in an alternative way

Jersey Design

Design a new jersey for the Welsh Rugby teams.



Progression Step 1: Supporters Poster



Activity Aim: Develop fine motors skills and an understanding of Welsh terms

Activity Objective: Complete a supporters poster for Wales at the Six Nations championship

Area of Learning Experience: Expressive Arts

Equipment: Poster template, colouring equipment, picture making equipment

Task Instructions

Teacher to print the poster template(s) for each pupil/group of pupils.

Teachers can show examples of different posters used to support Wales and other countries at the Six Nations, using an interactive whiteboard to aid. The class can then discuss:

- Which poster they like most and why?
- What did they like the most about the poster and why?
- What does a good poster include?

Teachers assign individuals and/or groups of pupils a poster template for them to complete individually or in groups. Here, teachers can also add Welsh words linked to colours, words of support etc.

Once the pupils/groups of pupils have finished their poster, they may wish to present their work to the class to develop their oracy/presentation skills or display them on a class working wall.

Ideas for further challenge:

- Pupils peer assess each other's poster, identify two things they like and one thing they would improve
- Pupils design their own poster template to support Wales


Supporters Poster

Colour in the poster and display it when finished.

(You could even take a photo and send it to the teams to show your support!)



POB LWŶ
CYMRU! ☁



Progression Step 1: Wales Bunting



Activity Aim: Develop fine motors skills and an understanding of Welsh terms

Activity Objective: Complete Wales bunting to support Wales at the Six Nations championship

Area of Learning Experience: Expressive Arts

Equipment: Bunting template, colouring equipment, picture making equipment

Task Instructions

Teacher to print the bunting template(s) for each pupil/group of pupils.

Teachers can show examples of different forms of bunting from Wales and different countries playing in the Six Nations, using an interactive whiteboard to aid. The class can then discuss:

- Which type of bunting do they like most and why?
- What did they like the most about the bunting and why?
- How can bunting be used to support a team?

Teachers assign individuals and/or groups of pupils a bunting template for them to complete individually or in groups. Here, teachers can also add Welsh words linked to colours, words of support etc.

Once the pupils/groups of pupils have finished their bunting, they may wish to present their work to the class or display them around the classroom/school to show their support for Wales.


Ideas for further challenge:



- Pupils peer assess each other's bunting, identify two things they like and one thing they would improve
- Pupils design their own bunting template to support Wales

Bunting



Print and colour in the bunting designs on the next page. Then cut these out and stick along a piece of ribbon or string! Display around the room.





P O B

L W C

C Y M R U !

P O B

L W C

C Y M R U !

Progression Step 1: Countries and their Flags



Activity Aim: Develop fine motor, and creative skills. Practice Welsh words associated with colours/shapes/countries

Activity Objective: Individual and collaborative work to create a new flag for Wales or a country at the Six Nations

Area of Learning Experience: Humanities, Expressive Arts

Equipment: Flag template, colouring equipment, picture making equipment

Task Instructions

Teacher can emphasise that pupils will have to work together, like a rugby team, to plan and create a new flag design for Wales. Print the flag template for each pupil.

Teachers can show examples of the different flags from each country participating in the Six Nations, using an interactive whiteboard. Teacher can challenge the pupils to identify the flag from each country or to research the flags of the Six Nations countries in groups. Print the identify the country template.

Teacher can also display a range of flags from across the World to stimulate design ideas and to focus attention to the designs/colours/shapes used to create each flag, using an interactive whiteboard to aid. The class can then discuss:

- Which flag they like most and why?
- What are their favourite colours?
- What is their favourite design and why?

Teachers assign individuals and/or groups of pupils a flag template and ask them to design a new flag for Wales or a Six Nations country of their choice. Teachers can decide with the pupils a set criterion for the flag design such as specific colour(s) to use, the numbers of colours to be used, an emblem that represents the country etc. Here, teachers can also add Welsh words to countries, colours and shapes.


Once the pupils/groups of pupils have finished their flag designs, they may wish to present their ideas to the class to develop their oracy/presentation skills or display them on a class working wall.

Ideas for further challenge:


- Pupils peer assess each other's flag design, identify two things they like and one thing they would improve
- Pupils to be able to identify the flags from the Six Nations countries orally in Welsh and English
- Pupils to be able to identify at least one thing that represents a country in the 6N

Countries and their Flags


Identify and label the flags below!













Countries and their Flags

Create a new flag for your country of choice.



Progression Step 1: C'mon Cymru – Sing for Wales



Activity Aim: Develop writing and performing skills, exploring Welsh culture.
Develop understanding of new Welsh terms

Activity Objective: Compose and perform a new rhyme/song for Wales

Area of Learning Experience: Expressive Arts, Language, Literacy and Communication

Equipment: Song sheet template, pen/pencil

Task Instructions

Teacher can emphasise that pupils will have to work together, like a rugby team, to compose and perform a new rhyme or song verse for Wales. Print the song template for each pupil.

Teachers can share examples of National anthems from the Six Nations teams and famous songs from Wales, using the song sheet template and an interactive whiteboard. Pupils can practice the songs as a class or small groups.

The class can then discuss:

- Which song they like most and why?
- What did they like about the song?
- What part of the song they would like to change/adapt?

Teachers assign individuals and/or groups of pupils a song sheet template and ask them to compose a new rhyme or song verse for Wales. Teachers can decide with the pupils, a success criterion for the composition. Here, teachers can also add Welsh words to countries, landmarks and any other relevant terms.

Once the pupils/groups of pupils have composed their rhyme/song verse, they may wish to perform to the class, developing their oracy/presentation skills.

Ideas for further challenge:

- Perform the song using actions and miming elements of the song
- Perform the song in Welsh and English with accompanying pupils

National Anthem

Create a new verse for the Welsh national anthem.



Cymraeg

Mae hen wlad fy nhadau yn annwyl i mi,
Gwlad beirdd a chantorion,
enwogion o fri;
Ei gwrol ryfelwyr, gwladgarwyr tra mât,
Tros ryddid gollasant eu gwaed.

Chorus:

Gwlad, Gwlad, pleidiol wyf i'm gwlad,
Tra môr yn fur i'r bur hoff bau,
O bydded i'r heniaith barhau.

Hen Gymru fynyddig, paradwys y bardd;
Pob dyffryn, pob clogwyn,
i'm golwg sydd hardd,
Trwy deimlad gwladgarol,
mor swynol yw si,
Ei nentydd, afonydd, i mi.

Os treisiodd y gelyn fy
ngwlad dan ei droed,
Mae hen iaith y Cymry mor fyw ag erioed,
Ni luddiwyd yr awen gan erchyll law brad,
Na thelyn berseiniol fy ngwlad.

English

This land of my fathers is dear to me
Land of poets and singers,
and people of stature
Her brave warriors, fine patriots
Shed their blood for freedom

Chorus:

Land! Land! I am true to my land!
As long as the sea serves as a wall
For this pure, dear land
May the language endure for ever.

Old land of the mountains,
paradise of the poets,
Every valley, every cliff a beauty guards;
Through love of my country, enchanting
voices will be
Her streams and rivers to me.

Though the enemy have
trampled my country underfoot,
The old language of the Welsh
knows no retreat,
The spirit is not hindered by
the treacherous hand. Nor silenced the
sweet harp of my land.



National Anthem

Create a new verse for the Welsh national anthem.



Sing for Cymru

Listen to and research a variety of famous Welsh supporter songs.



Calon Lan

Nid wy'n gofyn bywyd moethus,
Aur y byd na'i berlau mân:
Gofyn wyf am galon hapus,
Calon onest, calon lân.

Calon lân yn llawn daioni,
Tecach yw na'r lili dlos:
Dim ond calon lân all ganu
Canu'r dydd a chanu'r nos.

Hymns & Arias

And we were singing
hymns and arias,
'Land of my Fathers',
'Ar hyd y nos'.

Yma o Hyd

Dwyt ti'm yn cofio Macsen
Does neb yn ei nabod o
Mae mil a chwe chant o
flynyddoedd
Yn amser rhy hir i'r cof

Ry'n ni yma o hyd
Ry'n ni yma o hyd
Er gwaetha pawb a phopeth
Er gwaetha pawb a phopeth
Er gwaetha pawb a phopeth
Ry'n ni yma o hyd



Sing for Cymru

Create a new song for supporters of Wales to sing.



A large, empty rectangular box with a black border, intended for students to write their new song lyrics.



Progression Step 1: Six Nations Numbers



Activity Aim: Develop number skills, notably an understanding of pictograms

Activity Objective: Interpret and understand how successful Wales have been in the Six Nations

Area of Learning Experience: Mathematics and Numeracy

Equipment: Six Nations achievements template, pen/pencil

Task Instructions

Teacher can explain to the pupils what a pictogram is and why it is used.

Teacher can share examples of pictograms using an interactive whiteboard.

Teacher can share the Six Nations achievement template. Teacher can indicate what each icon/picture indicates (triple crown, championship winners, grand slam).

Points for each achievement are as follows:

- Grand slam – 5 points
- Championships – 2 points
- Triple Crown – 1 point

Teacher can pose the following questions or choose suitable questions to allow pupils to apply their understanding of pictograms.

1. How many times have Wales won a grand slam?
2. How many times have Wales won a triple crown?
3. How many times have Wales won a championship?
4. Are there any years when Wales won both a championship and triple crown? If so, when?
5. Are there any years that Wales won a triple crown but not a championship or grand slam?

Ideas for further challenge:

- Ask pupils to identify the most successful/least successful time periods for Wales
- Change the value of each achievement to focus attention to hundreds, tens and units
- Pupil complete a tally chart asking the class who they think will win the Six Nations and draw a pictogram of the results

Six Nations Numbers

The History of Cymru Men's Six Nations Honours.



The History of Cymru Men's Six Nations Honours


Camp Lawn Grand Slam



Pencampwriaeth Championship



Coron Driphlyg Triple Crown





Progression Step Two Activities

Progression Step 2: Logo Design



Activity Aim: Develop fine motor, creative and problem-solving skills. Practice Welsh words associated with colours/shapes/emblems

Activity Objective: Individual and collaborative work to create a new logo for Wales in 2D and 3D format

Area of Learning Experience: Expressive Arts

Equipment: Logo template, colouring equipment, picture making equipment

Task Instructions

Teacher explains to the pupils that it is imperative for a rugby team to collaborate effectively and work well together. Teacher can emphasise that pupils will have to work together, like a rugby team, to plan and create a new logo for the Welsh jersey. Print the logo template for each pupil.

Teachers can show examples of different sports teams/business logo designs to stimulate design ideas and to focus attention to the designs/colours used, using an interactive whiteboard to aid. The class can then discuss:

- Which logo they like most and why?
- What are their favourite colours?
- What pattern(s) did they notice?
- What colour(s) represent the Wales logo?

Teachers assign individuals and/or groups of pupils a logo template and ask them to design a new logo for the Wales jersey. Teachers can distinguish a set criterion with the pupils for the jersey design such as specific colour(s) to use, the numbers of colours to be used, number/type of shapes, patterns to use, symmetry of patterns etc. Here, teachers can also add Welsh words to colours, emblems that represent Wales and shapes.


Once the pupils/groups of pupils have finished their logo designs, they may wish to present their ideas to the class to develop their oracy/presentation skills or display them on a class working wall.

Ideas for further challenge:

- Pupils peer assess each other's logo design, identify two things they like and one thing they would improve
- Pupils create a 3D version of their logo

Logo Design

Design a new logo for the Welsh Rugby jerseys.



Progression Step 2: Acrostic Poem – Wales at the 6N



Activity Aim: Develop creative writing skills

Activity Objective: Compose a piece of acrostic poetry for Wales

Area of Learning Experience: Language, Literacy and Communication

Equipment: Poetry template, pen/pencil

Task Instructions

Teachers can present the idea of an acrostic poem, its structure and purpose. Teacher can share examples of different acrostic poems, relevant to the pupils age/stage of learning, using an interactive whiteboard to aid.

Teachers can share the 'WALES' 'CYMRU' acrostic poem template to individual pupils/groups of pupils and ask them to create a poem to support Wales at the Six Nations.

Once the pupils/groups of pupils have finished their acrostic poems, they may wish to present their ideas to the class to develop their oracy/presentation skills or display them on a class working wall.

Ideas for further challenge:

- Pupils create a working wall exhibition of their work to show their support for Wales
- Pupils compose a rhyme/rap/song verse linked to their poem
- Pupils compile a poetry book of Six Nations poetry

Acrostic Poem

Create an acrostic poem about Wales.



W

A

L

E

S

Acrostic Poem

Create an acrostic poem about Wales.



C

Y

M

R

U

Progression Step 2: Motivational Speech



Activity Aim: Develop creative and performing skills. Develop a further understanding of Welsh terms and phrases

Activity Objective: Compose and present a motivational speech for the Wales team at a Six Nations game

Area of Learning Experience: Language, Literacy and Communication

Equipment: Speech template, pen/pencil, digital equipment

Task Instructions

Teacher shares with the class a range of motivational speeches/team talks. Teacher to explain the purpose of a motivational speech; to inspire others and to motivate others to succeed. Class can discuss the following:

- Which speech was the most inspiring and why?
- What did the individuals say to inspire others?
- What key words can you identify that were motivating?

Using the 'top tips' template, class can discuss the key requirements needed for an effective speech. Print the 'top tips' template and 'speech plan' templates.

Teacher explains that pupils will need to compose a speech lasting no longer than two minutes, to inspire the Welsh rugby team before a Six Nations game.

Once the pupils/groups of pupils have completed their speech plans, they may wish to perform their speech to the class. Pupils may use suitable digital methods to aid their performance, enhancing their digital competence and presentation skills.

Ideas for further challenge:

- Pupils develop their speech into a rap, song or rhyme
- Pupils perform their speech in both Welsh and English, using key phrases/terminology linked to the relevant progression step
- Pupils create a video of their speech to share using the school social media account

Motivational Speech

Use the tips below to write and perform a motivational speech for Welsh teams before kick off.



6 TOP TIPS ON...

'HOW TO WRITE A SPEECH'

by Simon Rimmer, Communications Manager, WRU

- 1. Tell them what you're going to say, say it and then explain what you said.**
- 2. Know your audience.**
- 3. Check your facts.**
- 4. Repeat for emphasis** (if you want your audience to remember something say it three times at least).
- 5. Don't be afraid to borrow from other sources** (whatever your key point there will likely be a famous quote or a personal anecdote to support it) **but remember to credit the source!**
- 6. Repetition is your friend.**

You could include some of the following words:

POB LWC

CONFIDENT/CONFIDENCE

CYMRU

YMLAEN

PROUD/PRIDE

WALES

BAROD

PASSION/PASSIONATE

HEROES


FEARLESS

DETERMINED/DETERMINATION

BRAVE

Motivational Speech

Plan your motivational speech below.



Motivational Speech

Write your motivational speech.



By _____

Progression Step 2: Six Nations Numbers



Activity Aim: Develop problem solving, mathematics and numeracy skills (interpreting and understanding data). Develop Welsh number terminology

Activity Objective: Review data tables to present findings in a graphical format of Six Nations winners

Area of Learning Experience: Mathematics and Numeracy

Equipment: Six Nations winners(s) template, presenting data template (graph paper, frequency/tally chart), pen/pencil, ruler

Task Instructions

Teacher can explain the winners table to the pupils, using an interactive whiteboard, indicating that pupils will need to interpret the data using a tally/frequency chart, to indicate the number of occasions each country were champions, grand slam winners and triple crown winners. Print 'Six Nations winners' template. Pupils can work individually or in group to answer the following questions:

1. How many times have Wales (men) won the Six Nations
2. How many times have France (men) won the Six Nations?
3. How many times have England (men) won the Six Nations?
4. How many times have Scotland (men) won the Six Nations?
5. How many times have Ireland (men) won the Six Nations?
6. How many times have Italy (men) won the Six Nations?
7. How many times have Wales (women) won the Six Nations
8. How many times have France (women) won the Six Nations?
9. How many times have England (women) won the Six Nations?
10. How many times have Scotland (women) won the Six Nations?
11. How many times have Ireland (women) won the Six Nations?
12. How many times have Italy (women) won the Six Nations?
13. Which country has the most championship wins in the men's competition?
14. Which country has the most championship wins in the women's competition?
15. Which country is the most successful overall?
16. Which country has never won a Six Nations championship?

Progression Step 2: Six Nations Numbers



Task Instructions

Teacher explains that pupils will then produce a graph to present the data. Print presenting data template. Teacher can revisit what pupils need to remember when creating/presenting data in a graphical format:

1. Use graph paper
2. Label each axis
3. Use a suitable scale
4. Use the correct range
5. Use the correct units
6. Label the bars (if completing a bar graph)
7. Add a title

Ideas for further challenge:

- Pupils plot a graph to compare the men's and women's Six Nations countries performances at the Six Nations
- Pupils interpret the graph(s) to predict the probability of this year's winners
- Pupils complete a frequency/tally chart to identify the team most likely to win the Six Nations championship this year and plot their findings in a graph

Six Nations Numbers

Men's Six Nations Winners,

Past Champions History, since 2002-2022.



YEAR	CHAMPIONS	GRAND SLAM	TRIPLE CROWN	WOODEN SPOON
2002	France	France	England	Italy
2003	England	England	England	Wales
2004	France	France	Ireland	Scotland
2005	Wales	Wales	Wales	Italy
2006	France	-	Ireland	Italy
2007	France	-	Ireland	Scotland
2008	Wales	Wales	Wales	Italy
2009	Ireland	Ireland	Ireland	Italy
2010	France	France	-	Italy
2011	England	-	-	Italy
2012	Wales	Wales	Wales	Scotland
2013	Wales	-	-	France
2014	Ireland	-	England	Italy
2015	Ireland	-	-	Scotland
2016	England	England	England	Italy
2017	England	-	-	Italy
2018	Ireland	Ireland	Ireland	Italy
2019	Wales	Wales	Wales	Italy
2020	England	-	England	Italy
2021	Wales	-	Wales	Italy
2022	France	France	Ireland	Italy

Country Colour Key: Colour in each country on the table

<input type="text"/>	<input type="text"/>	<input type="text"/>
<input type="text"/>	<input type="text"/>	<input type="text"/>

Six Nations Numbers

Women's Six Nations Winners,
Past Champions History, since 2002-2022.




YEAR	CHAMPIONS	GRAND SLAM	TRIPLE CROWN	WOODEN SPOON
2002	France	France	England	Ireland
2003	England	England	England	Spain
2004	France	France	England	Ireland
2005	France	France	England	Wales
2006	England	England	England	Spain
2007	England	England	England	Italy
2008	England	England	England	Scotland
2009	England	-	Wales	Italy
2010	England	England	England	Wales
2011	England	England	England	Scotland
2012	England	England	England	Scotland
2013	Ireland	Ireland	Ireland	Scotland
2014	France	France	England	Scotland
2015	Ireland	-	Ireland	Scotland
2016	France	-	England	Scotland
2017	England	England	England	Italy
2018	France	France	England	Wales
2019	England	England	England	Scotland
2020	England	England	England	Not Completed
2021	England	-	-	Wales
2022	England	England	England	Scotland

Country Colour Key: Colour in each country on the table

<input type="text"/>	<input type="text"/>	<input type="text"/>
<input type="text"/>	<input type="text"/>	<input type="text"/>


Six Nations Numbers

Present your findings in a graph.



Six Nations Numbers

Present your findings in a graph.




Six Nations Numbers

Create a Pie Chart to present your findings.



Pie Chart



Pie Chart Key

<input type="checkbox"/>	-----	<input type="checkbox"/>	-----
<input type="checkbox"/>	-----	<input type="checkbox"/>	-----
<input type="checkbox"/>	-----	<input type="checkbox"/>	-----



Progression Step Three Activities

Progression Step 3: Diversity in Rugby Collage



Activity Aim: Develop fine motor, and creative skills. Develop an understanding of diversity, equality and inclusivity. Develop a further understanding of Welsh terms

Activity Objective: Create a collage to promote the diversity, equality and inclusivity of rugby in Wales

Area of Learning Experience: Humanities, Expressive Arts, Language, Literacy and Communication

Equipment: Who plays rugby? temple, scissors, pen/pencil, glue

Task Instructions

Teacher can explain what a collage is, showing examples using an interactive whiteboard. Teacher can emphasise that pupils will have to work together, like a rugby team, to plan and create a collage that promotes the diversity, equality and inclusivity of rugby in Wales. Print 'rugby collage template' template for each pupil.

Teacher can discuss with the class what each term means and how it applies to rugby in Wales, using the 'rugby collage template' to support. Teacher can also discuss what the 'Jersey 4 All' campaign is and how it supports the below, in making rugby accessible for all.

- **Diversity** – “the fact of many different types of things or people being included in something; a range of different things or people”
- **Equality** – “a situation in which men and women, people of different races, religions, etc are all treated fairly and have the same opportunities”
- **Inclusivity** – “the fact of including all types of people, things or ideas and treating them all fairly and equally”

Teachers assign individuals and/or groups of pupils a collage template and ask them to produce a collage promoting a 'Jersey 4 All'. Teachers can ask pupils to describe what each image in the collage represents to promote inclusion in rugby. Here, teachers can also add Welsh words relevant to the topic area and progression step.

Once the pupils/groups of pupils have finished their collage, they may wish to share their ideas with the class to develop their oracy/presentation skills and to stimulate further class discussion. Pupils can then research and describe what each format of rugby is and how it promotes a 'Jersey 4 All'.

Progression Step 3: Diversity in Rugby Collage



Ideas for further challenge:

- Pupils peer assess each other's collages, identify two things they like and one thing they would improve
- Pupils research further the 'Jersey 4 All' campaign and initiatives offered by the WRU to promote inclusion in rugby
- Pupils can then research and describe what each format of rugby is and how it promotes a 'Jersey 4 All'
- Pupils create a video talk over of their collage to share using the school social media account
- Pupils create a class art book of Six Nations collages

Diversity in Rugby Collage







Diversity in Rugby Collage

Create a Collage of all things Welsh Rugby, showing the diversity of the game in our country.



Diversity in Rugby Collage

Create an infographic showing the diversity in Welsh Rugby.

<hr/> <hr/> <hr/> <hr/> <hr/> <hr/> <hr/> <hr/> <hr/> <hr/>	<hr/> <hr/> <hr/> <hr/> <hr/> <hr/> <hr/> <hr/> <hr/> <hr/>
	
 <hr/> <hr/> <hr/> <hr/> <hr/> <hr/> <hr/> <hr/> <hr/> <hr/>	 <hr/> <hr/> <hr/> <hr/> <hr/> <hr/> <hr/> <hr/> <hr/> <hr/>

Progression Step 3: Six Nations Country Research



Activity Aim: Develop research and presenting skills. Develop a further understanding of key facts about a Six Nations country. Develop an understanding of Welsh terms

Activity Objective: Collate and present information about a Six Nations country

Area of Learning Experience: Humanities, Language, Literacy and Communication

Equipment: Country research template, relevant information sources (digital and non-digital), pen/pencil

Task Instructions

Teacher can explain that pupils will have to work together, like a rugby team, to research and collate relevant facts and information about a Six Nations country of their choice. Pupils will also need to order their information appropriately, so they can share this with the class when they complete their presentation. Print 'country research' template for each pupil.

Teacher can emphasise to pupils/groups of pupils that they can present their information using digital or non-digital methods they feel most confident using.

Teacher can discuss with the class what makes a good presentation?
Identifying factors such as:

- Includes relevant information for the audience
- Includes suitable key facts
- Include pictures, diagrams and where possible graphs/tables
- Is colourful and engaging

Here, teachers can also add Welsh words relevant to the topic area and progression step linked to the 'country research' template.

Once the pupils/groups of pupils have completed their country research and presentation plan, they may wish to share this with the class.

Progression Step 3: Six Nations Country Research



Ideas for further challenge:

- Pupils have a quiz and asked question each based on their presentations
- Pupils share their presentations within a school assembly
- Pupils create a video talk over of their presentation to share using the school social media account
- Pupils create a Literacy, Language and Communication book/file of Six Nations presentation to share within the school

Map of Europe

Locate the Six Nations countries on this map of Europe.



England



Scotland



Wales



Italy



Ireland



France

Six Nations Countries

Research and create a fact file for your country of choice.



Country:

Attraction:

Language:

2nd biggest city:

Population:

Flag:

Currency:

Interesting Fact:

Capital City:

Progression Step 3: Six Nations Numbers



Activity Aim: Develop problem solving, mathematics and numeracy skills (interpreting and representing data). Apply an understanding of Welsh number terminology

Activity Objective: Interpret the 2022 results to present data in different formats

Area of Learning Experience: Mathematics and Numeracy

Equipment: 2022 Six Nations results template, data table template, pen/pencil, ruler

Task Instructions

Teacher can explain the 2022 men's and women's Six Nations results table to the pupils, using an interactive whiteboard. Teacher indicates that pupils will need to interpret the data and represent their findings in different formats (table, pie chart, graph). Print '2022 Six Nations results table' template. Teacher can determine with pupils the most suitable format to represent their data. Reviewing the 2022 Six Nations results table template, pupils can work individually or in groups to answer the following questions:

1. Which country won the men's Six Nations championship?
2. Which country won the women's Six Nations championship?
3. Which country had the most bonus points in the men's Six Nations championship?
4. Which country had the most bonus points in the women's Six Nations championship?
5. Which country scored the most tries in the men's Six Nations championship?
6. Which country scored the most tries in the women's Six Nations championship?
7. Which country scored the least tries in the men's Six Nations championship?
8. Which country scored the least tries in the women's Six Nations championship?
9. Which country scored the most points in the men's Six Nations championship?
10. Which country scored the most points in the women's Six Nations championship?
11. Which country scored the least points in the men's Six Nations championship?
12. Which country scored the least points in the women's Six Nations championship?
13. Which country had the lowest points difference in the men's Six Nations championship?
14. Which country had the lowest points difference in the women's Six Nations championship?
15. Which country is the most probable to win this year's men's Six Nations championship and why?
16. Which country is the most probable to win this year's women's Six Nations championship and why?
17. What fraction/percentage of games did Wales's men's team win/lose?
18. What fraction/percentage of games did Wales's women's team win/lose?
19. How many points did Wales men score per game?
20. How many points did Wales women score per game?

Progression Step 3: Six Nations Numbers



Teacher explains that pupils will produce a graph to represent the data. Print representing data template(s). Teacher can revisit what pupils need to remember when creating representing data in a graphical format:

- Use graph paper
- Label each axis
- Use a suitable scale
- Use the correct range
- Use the correct units
- Label the bars (if completing a bar graph)
- Add a title

Alternatively, teachers can decide with pupils, an alternative data format to represent the data, to provide suitable challenge. Teacher can decide with the pupils what data they wish to represent such as points scored, points conceded, tries scored, tries conceded etc.

Ideas for further challenge:

- Pupils plot a graph to compare the men's and women's Six Nations countries performances at the 2022 Six Nations championship focussing on:
 - total points scored
 - total points conceded
 - total tries scored
 - total tries conceded
 - average points scored/conceded per game
- Pupils can analyse all the data sets they have produced to predict who will win this years Six Nations championship for both the men's and women's teams and who will finish bottom of the table
- Pupils can calculate the probability of Wales scoring a given number of tries per game
- Pupils can calculate the fraction and/or percentage of win/loss rate for each team in the Six Nations championship

Six Nations Numbers - 2022



Men's 2022 Six Nations Table.


	PLAYED	WON	LOST	DRAW	POINTS FOR/ POINTS AGAINST	POINTS DIFFERENCE	TRIES FOR/ TRIES AGAINST	BONUS POINTS	LOSING BONUS POINTS	
COUNTRY	P	W	L	D	P+/-	DIFF	TRY +/-	TB	LB	POINTS
France	5	5	0	0	141/73	68	17/7	2	0	25
Ireland	5	4	1	0	168/63	105	24/4	4	1	21
England	5	2	3	0	101/96	5	8/11	1	1	10
Scotland	5	2	3	0	92/121	-29	11/15	1	1	10
Wales	5	1	4	0	76/104	-28	8/8	0	3	7
Italy	5	1	4	0	60/181	-121	5/27	0	0	4

Women's 2022 Six Nations Table.

	PLAYED	WON	LOST	DRAW	POINTS FOR/ POINTS AGAINST	POINTS DIFFERENCE	TRIES FOR/ TRIES AGAINST	BONUS POINTS	LOSING BONUS POINTS	
COUNTRY	P	W	L	D	P+/-	DIFF	TRY +/-	TB	LB	POINTS
England	5	5	0	0	282/22	260	45/4	4	0	27
France	5	4	1	0	152/48	104	22/6	4	0	20
Wales	5	2	3	0	69/139	-70	12/22	2	1	11
Ireland	5	2	3	0	68/158	-90	11/24	1	0	9
Italy	5	2	3	0	44/163	-119	4/24	0	0	8
Scotland	5	0	5	0	59/144	-85	7/21	0	3	3


Six Nations Numbers

Present your findings in a graph.



Six Nations Numbers

Present your findings in a graph.




Six Nations Numbers

Create a Pie Chart to present your findings.



Pie Chart



Pie Chart Key

<input type="checkbox"/>	-----	<input type="checkbox"/>	-----
<input type="checkbox"/>	-----	<input type="checkbox"/>	-----
<input type="checkbox"/>	-----	<input type="checkbox"/>	-----

THIS IS OUR GAME

DYMA RYGBI CYMREIG



@WELSHRUGBYUNION #JERSEYFORALL @WRU_COMMUNITY